

Return of Organization Exempt From Income Tax
Under section 501(c), 527, or 4947(a)(1) of the Internal Revenue Code (except private foundations)
▶ Do not enter social security numbers on this form as it may be made public.
▶ Go to www.irs.gov/Form990 for instructions and the latest information.

A For the 2017 calendar year, or tax year beginning , **and ending** _____

B Check if applicable:
 Address change
 Name change
 Initial return
 Final return/terminated
 Amended return
 Application pending

C Name of organization
The Freshwater Trust

Doing business as _____

Number and street (or P.O. box if mail is not delivered to street address) Room/suite
700 SW Taylor Street Suite 200

City or town, state or province, country, and ZIP or foreign postal code
Portland OR 97205

D Employer identification number
**** - *** 3521**

E Telephone number
503-222-9091

F Name and address of principal officer:
Joe Whitworth
700 SW Taylor Street, Suite 200
Portland OR 97205

G Gross receipts \$ **8,416,195**

H(a) Is this a group return for subordinates? Yes No
H(b) Are all subordinates included? Yes No
 If "No," attach a list. (see instructions)

I Tax-exempt status: 501(c)(3) 501(c) () (insert no.) 4947(a)(1) or 527

J Website: ▶ **www.thefreshwatertrust.org**

K Form of organization: Corporation Trust Association Other ▶

L Year of formation: **1983** **M** State of legal domicile: **OR**

H(c) Group exemption number ▶ _____

Part I Summary

Activities & Governance	1 Briefly describe the organization's mission or most significant activities: To preserve and restore freshwater ecosystems.		
	2 Check this box <input type="checkbox"/> if the organization discontinued its operations or disposed of more than 25% of its net assets.		
	3 Number of voting members of the governing body (Part VI, line 1a)	3	20
	4 Number of independent voting members of the governing body (Part VI, line 1b)	4	19
	5 Total number of individuals employed in calendar year 2017 (Part V, line 2a)	5	58
	6 Total number of volunteers (estimate if necessary)	6	45
	7a Total unrelated business revenue from Part VIII, column (C), line 12	7a	0
b Net unrelated business taxable income from Form 990-T, line 34	7b	0	
Revenue	8 Contributions and grants (Part VIII, line 1h)	Prior Year	Current Year
	9 Program service revenue (Part VIII, line 2g)	5,322,674	5,638,752
	10 Investment income (Part VIII, column (A), lines 3, 4, and 7d)	2,906,617	2,394,425
	11 Other revenue (Part VIII, column (A), lines 5, 6d, 8c, 9c, 10c, and 11e)	4,085	1,605
	12 Total revenue - add lines 8 through 11 (must equal Part VIII, column (A), line 12)	70,708	127,783
		8,304,084	8,162,565
Expenses	13 Grants and similar amounts paid (Part IX, column (A), lines 1-3)		0
	14 Benefits paid to or for members (Part IX, column (A), line 4)		0
	15 Salaries, other compensation, employee benefits (Part IX, column (A), lines 5-10)	3,664,084	3,480,176
	16a Professional fundraising fees (Part IX, column (A), line 11e)		0
	b Total fundraising expenses (Part IX, column (D), line 25) ▶ 455,934		
	17 Other expenses (Part IX, column (A), lines 11a-11d, 11f-24e)	5,086,935	5,515,938
18 Total expenses. Add lines 13-17 (must equal Part IX, column (A), line 25)	8,751,019	8,996,114	
19 Revenue less expenses. Subtract line 18 from line 12	-446,935	-833,549	
Net Assets or Fund Balances	20 Total assets (Part X, line 16)	Beginning of Current Year	End of Year
	21 Total liabilities (Part X, line 26)	5,760,803	4,529,835
	22 Net assets or fund balances. Subtract line 21 from line 20	4,411,064	6,320,952
	1,349,739	-1,791,117	

Part II Signature Block

Under penalties of perjury, I declare that I have examined this return, including accompanying schedules and statements, and to the best of my knowledge and belief, it is true, correct, and complete. Declaration of preparer (other than officer) is based on all information of which preparer has any knowledge.

Sign Here

Signature of officer _____ Date _____
Joe Whitworth **President**
 Type or print name and title

Paid Preparer Use Only

Print/Type preparer's name Preparer's signature Date Check if PTIN
Jeffrey A Hart **Jeffrey A Hart** **08/20/18** self-employed

Firm's name ▶ **Verity Accountancy, PC** Firm's EIN ▶ _____
 Firm's address ▶ **6915 SW Macadam Ave Ste 145**
Portland, OR 97219-2382 Phone no. **503-281-5213**

May the IRS discuss this return with the preparer shown above? (see instructions) Yes No

Part III Statement of Program Service Accomplishments

Check if Schedule O contains a response or note to any line in this Part III

1 Briefly describe the organization's mission:

To preserve and restore freshwater ecosystems.

2 Did the organization undertake any significant program services during the year which were not listed on the prior Form 990 or 990-EZ? Yes No

If "Yes," describe these new services on Schedule O.

3 Did the organization cease conducting, or make significant changes in how it conducts, any program services? Yes No

If "Yes," describe these changes on Schedule O.

4 Describe the organization's program service accomplishments for each of its three largest program services, as measured by expenses. Section 501(c)(3) and 501(c)(4) organizations are required to report the amount of grants and allocations to others, the total expenses, and revenue, if any, for each program service reported.

4a (Code:) (Expenses \$ **7,152,746** including grants of \$) (Revenue \$)

Water Quality Trading - The Freshwater Trust's water quality trading program allows for regulated entities to achieve regulatory compliance by funding restoration actions. By calculating and quantifying how much thermal energy is avoided on a river by planting streamside trees, the Organization generates credits that are then purchased by wastewater facilities and power plants to offset their impacts to impaired rivers and streams. The work is done in partnership with regulated agencies, irrigators, regulators and farmers. This program can include restoration actions that generate not only temperature credits, but also credits generated from reductions of other pollutants, such as nutrients.

4b (Code:) (Expenses \$ including grants of \$) (Revenue \$)

Flow - The Freshwater Trust restores stream flows by working collaboratively with willing landowners. The Organization uses a variety of cooperative solutions, including financial compensation, technical assistance and expert advice to keep more water in our streams and rivers.

4c (Code:) (Expenses \$ including grants of \$) (Revenue \$)

Habitat - The Freshwater Trust actively restores aquatic habitat in Oregon through its Habitat Restoration program. From placing logs instream to create river complexity and planting trees to stabilize streambanks and provide shade to lower water temperature, the Organization advances science-based, ecologically-sound restoration projects to restore habitat function critical to salmon productivity.

4d Other program services (Describe in Schedule O.)

(Expenses \$ including grants of \$) (Revenue \$)

4e Total program service expenses **7,152,746**

Part IV Checklist of Required Schedules

		Yes	No
1	Is the organization described in section 501(c)(3) or 4947(a)(1) (other than a private foundation)? If "Yes," complete Schedule A	X	
2	Is the organization required to complete Schedule B, Schedule of Contributors (see instructions)?	X	
3	Did the organization engage in direct or indirect political campaign activities on behalf of or in opposition to candidates for public office? If "Yes," complete Schedule C, Part I		X
4	Section 501(c)(3) organizations. Did the organization engage in lobbying activities, or have a section 501(h) election in effect during the tax year? If "Yes," complete Schedule C, Part II	X	
5	Is the organization a section 501(c)(4), 501(c)(5), or 501(c)(6) organization that receives membership dues, assessments, or similar amounts as defined in Revenue Procedure 98-19? If "Yes," complete Schedule C, Part III		X
6	Did the organization maintain any donor advised funds or any similar funds or accounts for which donors have the right to provide advice on the distribution or investment of amounts in such funds or accounts? If "Yes," complete Schedule D, Part I		X
7	Did the organization receive or hold a conservation easement, including easements to preserve open space, the environment, historic land areas, or historic structures? If "Yes," complete Schedule D, Part II	X	
8	Did the organization maintain collections of works of art, historical treasures, or other similar assets? If "Yes," complete Schedule D, Part III		X
9	Did the organization report an amount in Part X, line 21, for escrow or custodial account liability, serve as a custodian for amounts not listed in Part X; or provide credit counseling, debt management, credit repair, or debt negotiation services? If "Yes," complete Schedule D, Part IV		X
10	Did the organization, directly or through a related organization, hold assets in temporarily restricted endowments, permanent endowments, or quasi-endowments? If "Yes," complete Schedule D, Part V	X	
11	If the organization's answer to any of the following questions is "Yes," then complete Schedule D, Parts VI, VII, VIII, IX, or X as applicable.		
a	Did the organization report an amount for land, buildings, and equipment in Part X, line 10? If "Yes," complete Schedule D, Part VI	X	
b	Did the organization report an amount for investments—other securities in Part X, line 12 that is 5% or more of its total assets reported in Part X, line 16? If "Yes," complete Schedule D, Part VII		X
c	Did the organization report an amount for investments—program related in Part X, line 13 that is 5% or more of its total assets reported in Part X, line 16? If "Yes," complete Schedule D, Part VIII		X
d	Did the organization report an amount for other assets in Part X, line 15 that is 5% or more of its total assets reported in Part X, line 16? If "Yes," complete Schedule D, Part IX	X	
e	Did the organization report an amount for other liabilities in Part X, line 25? If "Yes," complete Schedule D, Part X	X	
f	Did the organization's separate or consolidated financial statements for the tax year include a footnote that addresses the organization's liability for uncertain tax positions under FIN 48 (ASC 740)? If "Yes," complete Schedule D, Part X		X
12a	Did the organization obtain separate, independent audited financial statements for the tax year? If "Yes," complete Schedule D, Parts XI and XII	X	
b	Was the organization included in consolidated, independent audited financial statements for the tax year? If "Yes," and if the organization answered "No" to line 12a, then completing Schedule D, Parts XI and XII is optional		X
13	Is the organization a school described in section 170(b)(1)(A)(ii)? If "Yes," complete Schedule E		X
14a	Did the organization maintain an office, employees, or agents outside of the United States?		X
b	Did the organization have aggregate revenues or expenses of more than \$10,000 from grantmaking, fundraising, business, investment, and program service activities outside the United States, or aggregate foreign investments valued at \$100,000 or more? If "Yes," complete Schedule F, Parts I and IV		X
15	Did the organization report on Part IX, column (A), line 3, more than \$5,000 of grants or other assistance to or for any foreign organization? If "Yes," complete Schedule F, Parts II and IV		X
16	Did the organization report on Part IX, column (A), line 3, more than \$5,000 of aggregate grants or other assistance to or for foreign individuals? If "Yes," complete Schedule F, Parts III and IV		X
17	Did the organization report a total of more than \$15,000 of expenses for professional fundraising services on Part IX, column (A), lines 6 and 11e? If "Yes," complete Schedule G, Part I (see instructions)		X
18	Did the organization report more than \$15,000 total of fundraising event gross income and contributions on Part VIII, lines 1c and 8a? If "Yes," complete Schedule G, Part II	X	
19	Did the organization report more than \$15,000 of gross income from gaming activities on Part VIII, line 9a? If "Yes," complete Schedule G, Part III		X

Part IV Checklist of Required Schedules (continued)

		Yes	No
20a	Did the organization operate one or more hospital facilities? <i>If "Yes," complete Schedule H</i>		X
20b	If "Yes" to line 20a, did the organization attach a copy of its audited financial statements to this return?		
21	Did the organization report more than \$5,000 of grants or other assistance to any domestic organization or domestic government on Part IX, column (A), line 1? <i>If "Yes," complete Schedule I, Parts I and II</i>		X
22	Did the organization report more than \$5,000 of grants or other assistance to or for domestic individuals on Part IX, column (A), line 2? <i>If "Yes," complete Schedule I, Parts I and III</i>		X
23	Did the organization answer "Yes" to Part VII, Section A, line 3, 4, or 5 about compensation of the organization's current and former officers, directors, trustees, key employees, and highest compensated employees? <i>If "Yes," complete Schedule J</i>	X	
24a	Did the organization have a tax-exempt bond issue with an outstanding principal amount of more than \$100,000 as of the last day of the year, that was issued after December 31, 2002? <i>If "Yes," answer lines 24b through 24d and complete Schedule K. If "No," go to line 25a</i>		X
24b	Did the organization invest any proceeds of tax-exempt bonds beyond a temporary period exception?		
24c	Did the organization maintain an escrow account other than a refunding escrow at any time during the year to defease any tax-exempt bonds?		
24d	Did the organization act as an "on behalf of" issuer for bonds outstanding at any time during the year?		
25a	Section 501(c)(3), 501(c)(4), and 501(c)(29) organizations. Did the organization engage in an excess benefit transaction with a disqualified person during the year? <i>If "Yes," complete Schedule L, Part I</i>		X
25b	Is the organization aware that it engaged in an excess benefit transaction with a disqualified person in a prior year, and that the transaction has not been reported on any of the organization's prior Forms 990 or 990-EZ? <i>If "Yes," complete Schedule L, Part I</i>		X
26	Did the organization report any amount on Part X, line 5, 6, or 22 for receivables from or payables to any current or former officers, directors, trustees, key employees, highest compensated employees, or disqualified persons? <i>If "Yes," complete Schedule L, Part II</i>		X
27	Did the organization provide a grant or other assistance to an officer, director, trustee, key employee, substantial contributor or employee thereof, a grant selection committee member, or to a 35% controlled entity or family member of any of these persons? <i>If "Yes," complete Schedule L, Part III</i>		X
28	Was the organization a party to a business transaction with one of the following parties (see Schedule L, Part IV instructions for applicable filing thresholds, conditions, and exceptions):		
28a	a A current or former officer, director, trustee, or key employee? <i>If "Yes," complete Schedule L, Part IV</i>		X
28b	b A family member of a current or former officer, director, trustee, or key employee? <i>If "Yes," complete Schedule L, Part IV</i>		X
28c	c An entity of which a current or former officer, director, trustee, or key employee (or a family member thereof) was an officer, director, trustee, or direct or indirect owner? <i>If "Yes," complete Schedule L, Part IV</i>		X
29	Did the organization receive more than \$25,000 in non-cash contributions? <i>If "Yes," complete Schedule M</i>		X
30	Did the organization receive contributions of art, historical treasures, or other similar assets, or qualified conservation contributions? <i>If "Yes," complete Schedule M</i>		X
31	Did the organization liquidate, terminate, or dissolve and cease operations? <i>If "Yes," complete Schedule N, Part I</i>		X
32	Did the organization sell, exchange, dispose of, or transfer more than 25% of its net assets? <i>If "Yes," complete Schedule N, Part II</i>		X
33	Did the organization own 100% of an entity disregarded as separate from the organization under Regulations sections 301.7701-2 and 301.7701-3? <i>If "Yes," complete Schedule R, Part I</i>		X
34	Was the organization related to any tax-exempt or taxable entity? <i>If "Yes," complete Schedule R, Part II, III, or IV, and Part V, line 1</i>		X
35a	Did the organization have a controlled entity within the meaning of section 512(b)(13)?		X
35b	If "Yes" to line 35a, did the organization receive any payment from or engage in any transaction with a controlled entity within the meaning of section 512(b)(13)? <i>If "Yes," complete Schedule R, Part V, line 2</i>		
36	Section 501(c)(3) organizations. Did the organization make any transfers to an exempt non-charitable related organization? <i>If "Yes," complete Schedule R, Part V, line 2</i>		X
37	Did the organization conduct more than 5% of its activities through an entity that is not a related organization and that is treated as a partnership for federal income tax purposes? <i>If "Yes," complete Schedule R, Part VI</i>		X
38	Did the organization complete Schedule O and provide explanations in Schedule O for Part VI, lines 11b and 19? Note. All Form 990 filers are required to complete Schedule O.	X	

Part V Statements Regarding Other IRS Filings and Tax Compliance

Check if Schedule O contains a response or note to any line in this Part V

		Yes	No
1a	Enter the number reported in Box 3 of Form 1096. Enter -0- if not applicable	1a	90
1b	Enter the number of Forms W-2G included in line 1a. Enter -0- if not applicable	1b	0
1c	Did the organization comply with backup withholding rules for reportable payments to vendors and reportable gaming (gambling) winnings to prize winners?		
2a	Enter the number of employees reported on Form W-3, Transmittal of Wage and Tax Statements, filed for the calendar year ending with or within the year covered by this return	2a	58
2b	If at least one is reported on line 2a, did the organization file all required federal employment tax returns? Note. If the sum of lines 1a and 2a is greater than 250, you may be required to e-file (see instructions)	2b	X
3a	Did the organization have unrelated business gross income of \$1,000 or more during the year?	3a	X
3b	If "Yes," has it filed a Form 990-T for this year? If "No" to line 3b, provide an explanation in Schedule O	3b	
4a	At any time during the calendar year, did the organization have an interest in, or a signature or other authority over, a financial account in a foreign country (such as a bank account, securities account, or other financial account)?	4a	X
4b	If "Yes," enter the name of the foreign country: ▶ See instructions for filing requirements for FinCEN Form 114, Report of Foreign Bank and Financial Accounts (FBAR).		
5a	Was the organization a party to a prohibited tax shelter transaction at any time during the tax year?	5a	X
5b	Did any taxable party notify the organization that it was or is a party to a prohibited tax shelter transaction?	5b	X
5c	If "Yes" to line 5a or 5b, did the organization file Form 8886-T?	5c	
6a	Does the organization have annual gross receipts that are normally greater than \$100,000, and did the organization solicit any contributions that were not tax deductible as charitable contributions?	6a	X
6b	If "Yes," did the organization include with every solicitation an express statement that such contributions or gifts were not tax deductible?	6b	
7	Organizations that may receive deductible contributions under section 170(c).		
7a	Did the organization receive a payment in excess of \$75 made partly as a contribution and partly for goods and services provided to the payor?	7a	X
7b	If "Yes," did the organization notify the donor of the value of the goods or services provided?	7b	X
7c	Did the organization sell, exchange, or otherwise dispose of tangible personal property for which it was required to file Form 8282?	7c	X
7d	If "Yes," indicate the number of Forms 8282 filed during the year	7d	
7e	Did the organization receive any funds, directly or indirectly, to pay premiums on a personal benefit contract?	7e	X
7f	Did the organization, during the year, pay premiums, directly or indirectly, on a personal benefit contract?	7f	X
7g	If the organization received a contribution of qualified intellectual property, did the organization file Form 8899 as required?	7g	
7h	If the organization received a contribution of cars, boats, airplanes, or other vehicles, did the organization file a Form 1098-C?	7h	
8	Sponsoring organizations maintaining donor advised funds. Did a donor advised fund maintained by the sponsoring organization have excess business holdings at any time during the year?	8	
9	Sponsoring organizations maintaining donor advised funds.		
9a	Did the sponsoring organization make any taxable distributions under section 4966?	9a	
9b	Did the sponsoring organization make a distribution to a donor, donor advisor, or related person?	9b	
10	Section 501(c)(7) organizations. Enter:		
10a	Initiation fees and capital contributions included on Part VIII, line 12	10a	
10b	Gross receipts, included on Form 990, Part VIII, line 12, for public use of club facilities	10b	
11	Section 501(c)(12) organizations. Enter:		
11a	Gross income from members or shareholders	11a	
11b	Gross income from other sources (Do not net amounts due or paid to other sources against amounts due or received from them.)	11b	
12a	Section 4947(a)(1) non-exempt charitable trusts. Is the organization filing Form 990 in lieu of Form 1041?	12a	
12b	If "Yes," enter the amount of tax-exempt interest received or accrued during the year	12b	
13	Section 501(c)(29) qualified nonprofit health insurance issuers.		
13a	Is the organization licensed to issue qualified health plans in more than one state? Note. See the instructions for additional information the organization must report on Schedule O.	13a	
13b	Enter the amount of reserves the organization is required to maintain by the states in which the organization is licensed to issue qualified health plans	13b	
13c	Enter the amount of reserves on hand	13c	
14a	Did the organization receive any payments for indoor tanning services during the tax year?	14a	X
14b	If "Yes," has it filed a Form 720 to report these payments? If "No," provide an explanation in Schedule O	14b	

Part VII Compensation of Officers, Directors, Trustees, Key Employees, Highest Compensated Employees, and Independent Contractors

Check if Schedule O contains a response or note to any line in this Part VII

Section A. Officers, Directors, Trustees, Key Employees, and Highest Compensated Employees

1a Complete this table for all persons required to be listed. Report compensation for the calendar year ending with or within the organization's tax year.

- List all of the organization's **current** officers, directors, trustees (whether individuals or organizations), regardless of amount of compensation. Enter -0- in columns (D), (E), and (F) if no compensation was paid.
- List all of the organization's **current** key employees, if any. See instructions for definition of "key employee."
- List the organization's five **current** highest compensated employees (other than an officer, director, trustee, or key employee) who received reportable compensation (Box 5 of Form W-2 and/or Box 7 of Form 1099-MISC) of more than \$100,000 from the organization and any related organizations.
- List all of the organization's **former** officers, key employees, and highest compensated employees who received more than \$100,000 of reportable compensation from the organization and any related organizations.
- List all of the organization's **former directors or trustees** that received, in the capacity as a former director or trustee of the organization, more than \$10,000 of reportable compensation from the organization and any related organizations.

List persons in the following order: individual trustees or directors; institutional trustees; officers; key employees; highest compensated employees; and former such persons.

Check this box if neither the organization nor any related organization compensated any current officer, director, or trustee.

(A) Name and Title	(B) Average hours per week (list any hours for related organizations below dotted line)	(C) Position (do not check more than one box, unless person is both an officer and a director/trustee)						(D) Reportable compensation from the organization (W-2/1099-MISC)	(E) Reportable compensation from related organizations (W-2/1099-MISC)	(F) Estimated amount of other compensation from the organization and related organizations
		Individual trustee or director	Institutional trustee	Officer	Key employee	Highest compensated employee	Former			
(1) Scott Demorest	2.00									
Director	0.00	X					5,070	0	0	
(2) Hank A. Ashforth	2.00									
Director	0.00	X					0	0	0	
(3) Hunter Brown	2.00									
Director	0.00	X					0	0	0	
(4) David Chen	2.00									
Director	0.00	X					0	0	0	
(5) Paul T. Fortino	2.00									
Director	0.00	X					0	0	0	
(6) David Laurance	2.00									
Director	0.00	X					0	0	0	
(7) Marty Meyers	2.00									
Director	0.00	X					0	0	0	
(8) Will Neuhauser	2.00									
Director	0.00	X					0	0	0	
(9) Tim O'Leary	2.00									
Director	0.00	X					0	0	0	
(10) Michael Pohl	2.00									
Director	0.00	X					0	0	0	
(11) Brad Preble	2.00									
Director	0.00	X					0	0	0	

Part VII Section A. Officers, Directors, Trustees, Key Employees, and Highest Compensated Employees (continued)

(A) Name and title	(B) Average hours per week (list any hours for related organizations below dotted line)	(C) Position (do not check more than one box, unless person is both an officer and a director/trustee)						(D) Reportable compensation from the organization (W-2/1099-MISC)	(E) Reportable compensation from related organizations (W-2/1099-MISC)	(F) Estimated amount of other compensation from the organization and related organizations
		Individual trustee or director	Institutional trustee	Officer	Key employee	Highest compensated employee	Former			
(12) Brian Rice	2.00									
Director	0.00	X					0	0	0	
(13) Anthony Trunzo	2.00									
Director	0.00	X					0	0	0	
(14) Margaret Tuchmann	2.00									
Director	0.00	X					0	0	0	
(15) Debra Turner-Hatcher	2.00									
Director	0.00	X					0	0	0	
(16) Joe Whitworth	40.00									
President	0.00			X			196,834	0	20,452	
(17) Peter Doubleday	2.00									
Treasurer	0.00			X			0	0	0	
(18) Gary Fish	2.00									
Secretary	0.00			X			0	0	0	
(19) Pat Reiten	2.00									
Co-Chair	0.00			X			0	0	0	
1b Sub-total							201,904		20,452	
c Total from continuation sheets to Part VII, Section A							613,645		49,940	
d Total (add lines 1b and 1c)							815,549		70,392	

2 Total number of individuals (including but not limited to those listed above) who received more than \$100,000 of reportable compensation from the organization **6**

	Yes	No
3 Did the organization list any former officer, director, or trustee, key employee, or highest compensated employee on line 1a? If "Yes," complete Schedule J for such individual		X
4 For any individual listed on line 1a, is the sum of reportable compensation and other compensation from the organization and related organizations greater than \$150,000? If "Yes," complete Schedule J for such individual	X	
5 Did any person listed on line 1a receive or accrue compensation from any unrelated organization or individual for services rendered to the organization? If "Yes," complete Schedule J for such person		X

Section B. Independent Contractors

1 Complete this table for your five highest compensated independent contractors that received more than \$100,000 of compensation from the organization. Report compensation for the calendar year ending with or within the organization's tax year.

(A) Name and business address	(B) Description of services	(C) Compensation
Aquatic Contracting, LLC Portland OR 97203	8316 N. Lombard #374 Restoration	347,047
Plant Oregon Talent OR 97540	8677 Wagner Creek Road restoration	315,769
M&M Services, LLC Medford OR 97501	PO Box 1093 Restoration	278,306
Romans Precision Irrigation, Inc Island City OR 97850	10209 North McAlister Rd restoration	179,310
Bandon Dunes Gold Resort Bandon OR 97411	57744 Round Lake Road Special Event	157,542

2 Total number of independent contractors (including but not limited to those listed above) who received more than \$100,000 of compensation from the organization **7**

Part VIII Statement of Revenue

Check if Schedule O contains a response or note to any line in this Part VIII

		(A) Total revenue	(B) Related or exempt function revenue	(C) Unrelated business revenue	(D) Revenue excluded from tax under sections 512-514	
Contributions, Gifts, Grants and Other Similar Amounts	1a Federated campaigns	1a				
	b Membership dues	1b				
	c Fundraising events	1c 140,250				
	d Related organizations	1d				
	e Government grants (contributions)	1e 3,109,616				
	f All other contributions, gifts, grants, and similar amounts not included above	1f 2,388,886				
	g Noncash contributions included in lines 1a-1f: \$					
	h Total. Add lines 1a-1f		5,638,752			
Program Service Revenue	2a Program service revenue	Busn. Code	2,394,425	2,394,425		
	b					
	c					
	d					
	e					
	f All other program service revenue					
	g Total. Add lines 2a-2f		2,394,425			
Other Revenue	3 Investment income (including dividends, interest, and other similar amounts)		279		279	
	4 Income from investment of tax-exempt bond proceeds					
	5 Royalties					
	6a Gross rents	(i) Real				
		(ii) Personal				
	b Less: rental exps.					
	c Rental inc. or (loss)					
	d Net rental income or (loss)					
	7a Gross amount from sales of assets other than inventory	(i) Securities	1,327			
		(ii) Other				
	b Less: cost or other basis & sales exps.	1				
	c Gain or (loss)	1,326				
	d Net gain or (loss)		1,326		1,326	
	8a Gross income from fundraising events (not including \$ 140,250 of contributions reported on line 1c). See Part IV, line 18	a	380,967			
		b Less: direct expenses	253,629			
c Net income or (loss) from fundraising events			127,338			
9a Gross income from gaming activities. See Part IV, line 19	a					
	b Less: direct expenses					
	c Net income or (loss) from gaming activities					
10a Gross sales of inventory, less returns and allowances	a					
	b Less: cost of goods sold					
	c Net income or (loss) from sales of inventory					
Miscellaneous Revenue		Busn. Code				
11a Sales and other revenues		445	445			
b						
c						
d All other revenue						
e Total. Add lines 11a-11d		445				
12 Total revenue. See instructions		8,162,565	2,394,870	0	1,605	

Part IX Statement of Functional Expenses

Section 501(c)(3) and 501(c)(4) organizations must complete all columns. All other organizations must complete column (A).

Check if Schedule O contains a response or note to any line in this Part IX

Do not include amounts reported on lines 6b, 7b, 8b, 9b, and 10b of Part VIII.	(A) Total expenses	(B) Program service expenses	(C) Management and general expenses	(D) Fundraising expenses
1 Grants and other assistance to domestic organizations and domestic governments. See Part IV, line 21				
2 Grants and other assistance to domestic individuals. See Part IV, line 22				
3 Grants and other assistance to foreign organizations, foreign governments, and foreign individuals. See Part IV, lines 15 and 16				
4 Benefits paid to or for members				
5 Compensation of current officers, directors, trustees, and key employees	217,286	1,594	196,070	19,622
6 Compensation not included above, to disqualified persons (as defined under section 4958(f)(1)) and persons described in section 4958(c)(3)(B)				
7 Other salaries and wages	2,706,661	1,834,751	585,240	286,670
8 Pension plan accruals and contributions (include section 401(k) and 403(b) employer contributions)	98,557	72,092	15,180	11,285
9 Other employee benefits	195,811	104,166	71,679	19,966
10 Payroll taxes	261,861	167,565	66,228	28,068
11 Fees for services (non-employees):				
a Management				
b Legal	19,596	7,770	11,826	
c Accounting	20,400		20,400	
d Lobbying	5,020	5,000	20	
e Professional fundraising services. See Part IV, line 17				
f Investment management fees				
g Other. (If line 11g amount exceeds 10% of line 25, column (A) amount, list line 11g expenses on Schedule O.)	24,448		17,608	6,840
12 Advertising and promotion	40,004	7,182	30,856	1,966
13 Office expenses	22,905	2,181	7,396	13,328
14 Information technology				
15 Royalties				
16 Occupancy	362,668	186,686	162,135	13,847
17 Travel	167,828	137,258	11,208	19,362
18 Payments of travel or entertainment expenses for any federal, state, or local public officials				
19 Conferences, conventions, and meetings	41,219	30,195	3,009	8,015
20 Interest	38,167		38,167	
21 Payments to affiliates				
22 Depreciation, depletion, and amortization	202,384	194,602	7,782	
23 Insurance	52,941	2,852	50,089	
24 Other expenses. Itemize expenses not covered above (List miscellaneous expenses in line 24e. If line 24e amount exceeds 10% of line 25, column (A) amount, list line 24e expenses on Schedule O.)				
a Contracted services	2,196,068	2,168,391	27,677	
b Program supplies	1,279,457	1,260,628	15,639	3,190
c Water fees/lease payments	911,947	911,947		
d Equipment rental/maint	54,761	31,731	21,131	1,899
e All other expenses	76,125	26,155	28,094	21,876
25 Total functional expenses. Add lines 1 through 24e	8,996,114	7,152,746	1,387,434	455,934
26 Joint costs. Complete this line only if the organization reported in column (B) joint costs from a combined educational campaign and fundraising solicitation. Check here <input type="checkbox"/> if following SOP 98-2 (ASC 958-720)				

Part X Balance Sheet

Check if Schedule O contains a response or note to any line in this Part X

		(A) Beginning of year		(B) End of year
Assets	1 Cash—non-interest bearing	810,150	1	588,692
	2 Savings and temporary cash investments	661,644	2	200,037
	3 Pledges and grants receivable, net	1,478,661	3	970,690
	4 Accounts receivable, net		4	
	5 Loans and other receivables from current and former officers, directors, trustees, key employees, and highest compensated employees. Complete Part II of Schedule L		5	
	6 Loans and other receivables from other disqualified persons (as defined under section 4958(f)(1)), persons described in section 4958(c)(3)(B), and contributing employers and sponsoring organizations of section 501(c)(9) voluntary employees' beneficiary organizations (see instructions). Complete Part II of Schedule L		6	
	7 Notes and loans receivable, net		7	
	8 Inventories for sale or use		8	
	9 Prepaid expenses and deferred charges	84,093	9	89,116
	10a Land, buildings, and equipment: cost or other basis. Complete Part VI of Schedule D	10a 820,839		
	b Less: accumulated depreciation	10b 364,931	10c	455,908
	11 Investments—publicly traded securities	125,011	11	137,981
	12 Investments—other securities. See Part IV, line 11		12	
	13 Investments—program-related. See Part IV, line 11		13	
	14 Intangible assets		14	
	15 Other assets. See Part IV, line 11	2,079,478	15	2,087,411
16 Total assets. Add lines 1 through 15 (must equal line 34)	5,760,803	16	4,529,835	
Liabilities	17 Accounts payable and accrued expenses	436,975	17	426,052
	18 Grants payable		18	
	19 Deferred revenue	56,800	19	2,178,611
	20 Tax-exempt bond liabilities		20	
	21 Escrow or custodial account liability. Complete Part IV of Schedule D		21	
	22 Loans and other payables to current and former officers, directors, trustees, key employees, highest compensated employees, and disqualified persons. Complete Part II of Schedule L		22	
	23 Secured mortgages and notes payable to unrelated third parties		23	
	24 Unsecured notes and loans payable to unrelated third parties	3,900,000	24	3,700,000
	25 Other liabilities (including federal income tax, payables to related third parties, and other liabilities not included on lines 17-24). Complete Part X of Schedule D	17,289	25	16,289
	26 Total liabilities. Add lines 17 through 25	4,411,064	26	6,320,952
Net Assets or Fund Balances	Organizations that follow SFAS 117 (ASC 958), check here <input checked="" type="checkbox"/> and complete lines 27 through 29, and lines 33 and 34.			
	27 Unrestricted net assets	903,744	27	-2,038,535
	28 Temporarily restricted net assets	340,640	28	126,477
	29 Permanently restricted net assets	105,355	29	120,941
	Organizations that do not follow SFAS 117 (ASC 958), check here <input type="checkbox"/> and complete lines 30 through 34.			
	30 Capital stock or trust principal, or current funds		30	
	31 Paid-in or capital surplus, or land, building, or equipment fund		31	
	32 Retained earnings, endowment, accumulated income, or other funds		32	
33 Total net assets or fund balances	1,349,739	33	-1,791,117	
34 Total liabilities and net assets/fund balances	5,760,803	34	4,529,835	

Part XI Reconciliation of Net Assets

Check if Schedule O contains a response or note to any line in this Part XI

1	Total revenue (must equal Part VIII, column (A), line 12)	1	8,162,565
2	Total expenses (must equal Part IX, column (A), line 25)	2	8,996,114
3	Revenue less expenses. Subtract line 2 from line 1	3	-833,549
4	Net assets or fund balances at beginning of year (must equal Part X, line 33, column (A))	4	1,349,739
5	Net unrealized gains (losses) on investments	5	17,031
6	Donated services and use of facilities	6	
7	Investment expenses	7	
8	Prior period adjustments	8	-2,324,338
9	Other changes in net assets or fund balances (explain in Schedule O)	9	
10	Net assets or fund balances at end of year. Combine lines 3 through 9 (must equal Part X, line 33, column (B))	10	-1,791,117

Part XII Financial Statements and Reporting

Check if Schedule O contains a response or note to any line in this Part XII

		Yes	No
1	Accounting method used to prepare the Form 990: <input type="checkbox"/> Cash <input checked="" type="checkbox"/> Accrual <input type="checkbox"/> Other If the organization changed its method of accounting from a prior year or checked "Other," explain in Schedule O.		
2a	Were the organization's financial statements compiled or reviewed by an independent accountant? If "Yes," check a box below to indicate whether the financial statements for the year were compiled or reviewed on a separate basis, consolidated basis, or both: <input type="checkbox"/> Separate basis <input type="checkbox"/> Consolidated basis <input type="checkbox"/> Both consolidated and separate basis		X
b	Were the organization's financial statements audited by an independent accountant? If "Yes," check a box below to indicate whether the financial statements for the year were audited on a separate basis, consolidated basis, or both: <input checked="" type="checkbox"/> Separate basis <input type="checkbox"/> Consolidated basis <input type="checkbox"/> Both consolidated and separate basis	X	
c	If "Yes" to line 2a or 2b, does the organization have a committee that assumes responsibility for oversight of the audit, review, or compilation of its financial statements and selection of an independent accountant? If the organization changed either its oversight process or selection process during the tax year, explain in Schedule O.	X	
3a	As a result of a federal award, was the organization required to undergo an audit or audits as set forth in the Single Audit Act and OMB Circular A-133?	X	
b	If "Yes," did the organization undergo the required audit or audits? If the organization did not undergo the required audit or audits, explain why in Schedule O and describe any steps taken to undergo such audits.	X	

Part VII Section A. Officers, Directors, Trustees, Key Employees, and Highest Compensated Employees (continued)

(A) Name and title	(B) Average hours per week (list any hours for related organizations below dotted line)	(C) Position (do not check more than one box, unless person is both an officer and a director/trustee)						(D) Reportable compensation from the organization (W-2/1099-MISC)	(E) Reportable compensation from related organizations (W-2/1099-MISC)	(F) Estimated amount of other compensation from the organization and related organizations
		Individual trustee or director	Institutional trustee	Officer	Key employee	Highest compensated employee	Former			
(20) Scott E. Sandbo Co-Chair	2.00 0.00			X				0	0	0
(21) David Primozich Conserv Director	40.00 0.00					X		138,285	0	10,877
(22) Alan Horton Managing Director	40.00 0.00					X		135,000	0	10,876
(23) Erik Ringelberg California Director	40.00 0.00					X		122,975	0	11,286
(24) Alex Johnson Dir Frshwtr Solution	40.00 0.00					X		113,692	0	8,823
(25) Kimberlee Myers Operations Director	40.00 0.00					X		103,693	0	8,078
1b Sub-total								613,645		49,940
1c Total from continuation sheets to Part VII, Section A										
1d Total (add lines 1b and 1c)										

2 Total number of individuals (including but not limited to those listed above) who received more than \$100,000 of reportable compensation from the organization

	Yes	No
3 Did the organization list any former officer, director, or trustee, key employee, or highest compensated employee on line 1a? <i>If "Yes," complete Schedule J for such individual</i>		
4 For any individual listed on line 1a, is the sum of reportable compensation and other compensation from the organization and related organizations greater than \$150,000? <i>If "Yes," complete Schedule J for such individual</i>		
5 Did any person listed on line 1a receive or accrue compensation from any unrelated organization or individual for services rendered to the organization? <i>If "Yes," complete Schedule J for such person</i>		

Section B. Independent Contractors

1 Complete this table for your five highest compensated independent contractors that received more than \$100,000 of compensation from the organization. Report compensation for the calendar year ending with or within the organization's tax year.

(A) Name and business address	(B) Description of services	(C) Compensation

2 Total number of independent contractors (including but not limited to those listed above) who received more than \$100,000 of compensation from the organization

SCHEDULE A
(Form 990 or 990-EZ)

Public Charity Status and Public Support

OMB No. 1545-0047

Complete if the organization is a section 501(c)(3) organization or a section 4947(a)(1) nonexempt charitable trust.

2017

Open to Public Inspection

Department of the Treasury
Internal Revenue Service

▶ **Attach to Form 990 or Form 990-EZ.**

▶ **Go to www.irs.gov/Form990 for instructions and the latest information.**

Name of the organization

The Freshwater Trust

Employer identification number

**** - *** 3521**

Part I Reason for Public Charity Status (All organizations must complete this part.) See instructions.

The organization is not a private foundation because it is: (For lines 1 through 12, check only one box.)

- 1 A church, convention of churches, or association of churches described in **section 170(b)(1)(A)(i)**.
- 2 A school described in **section 170(b)(1)(A)(ii)**. (Attach Schedule E (Form 990 or 990-EZ).)
- 3 A hospital or a cooperative hospital service organization described in **section 170(b)(1)(A)(iii)**.
- 4 A medical research organization operated in conjunction with a hospital described in **section 170(b)(1)(A)(iii)**. Enter the hospital's name, city, and state:
- 5 An organization operated for the benefit of a college or university owned or operated by a governmental unit described in **section 170(b)(1)(A)(iv)**. (Complete Part II.)
- 6 A federal, state, or local government or governmental unit described in **section 170(b)(1)(A)(v)**.
- 7 An organization that normally receives a substantial part of its support from a governmental unit or from the general public described in **section 170(b)(1)(A)(vi)**. (Complete Part II.)
- 8 A community trust described in **section 170(b)(1)(A)(vi)**. (Complete Part II.)
- 9 An agricultural research organization described in **section 170(b)(1)(A)(ix)** operated in conjunction with a land-grant college or university or a non-land grant college of agriculture (see instructions). Enter the name, city, and state of the college or university:
- 10 An organization that normally receives: (1) more than 33 1/3% of its support from contributions, membership fees, and gross receipts from activities related to its exempt functions—subject to certain exceptions, and (2) no more than 33 1/3% of its support from gross investment income and unrelated business taxable income (less section 511 tax) from businesses acquired by the organization after June 30, 1975. See **section 509(a)(2)**. (Complete Part III.)
- 11 An organization organized and operated exclusively to test for public safety. See **section 509(a)(4)**.
- 12 An organization organized and operated exclusively for the benefit of, to perform the functions of, or to carry out the purposes of one or more publicly supported organizations described in **section 509(a)(1)** or **section 509(a)(2)**. See **section 509(a)(3)**. Check the box in lines 12a through 12d that describes the type of supporting organization and complete lines 12e, 12f, and 12g.
 - a **Type I.** A supporting organization operated, supervised, or controlled by its supported organization(s), typically by giving the supported organization(s) the power to regularly appoint or elect a majority of the directors or trustees of the supporting organization. **You must complete Part IV, Sections A and B.**
 - b **Type II.** A supporting organization supervised or controlled in connection with its supported organization(s), by having control or management of the supporting organization vested in the same persons that control or manage the supported organization(s). **You must complete Part IV, Sections A and C.**
 - c **Type III functionally integrated.** A supporting organization operated in connection with, and functionally integrated with, its supported organization(s) (see instructions). **You must complete Part IV, Sections A, D, and E.**
 - d **Type III non-functionally integrated.** A supporting organization operated in connection with its supported organization(s) that is not functionally integrated. The organization generally must satisfy a distribution requirement and an attentiveness requirement (see instructions). **You must complete Part IV, Sections A and D, and Part V.**
 - e Check this box if the organization received a written determination from the IRS that it is a Type I, Type II, Type III functionally integrated, or Type III non-functionally integrated supporting organization.
 - f Enter the number of supported organizations
 - g Provide the following information about the supported organization(s).

(i) Name of supported organization	(ii) EIN	(iii) Type of organization (described on lines 1–10 above (see instructions))	(iv) Is the organization listed in your governing document?		(v) Amount of monetary support (see instructions)	(vi) Amount of other support (see instructions)
			Yes	No		
(A)						
(B)						
(C)						
(D)						
(E)						
Total						

Part II Support Schedule for Organizations Described in Sections 170(b)(1)(A)(iv) and 170(b)(1)(A)(vi)

(Complete only if you checked the box on line 5, 7, or 8 of Part I or if the organization failed to qualify under Part III. If the organization fails to qualify under the tests listed below, please complete Part III.)

Section A. Public Support

Calendar year (or fiscal year beginning in)	(a) 2013	(b) 2014	(c) 2015	(d) 2016	(e) 2017	(f) Total
1 Gifts, grants, contributions, and membership fees received. (Do not include any "unusual grants.")	2,967,403	3,475,953	4,730,207	5,322,674	5,638,752	22,134,989
2 Tax revenues levied for the organization's benefit and either paid to or expended on its behalf						
3 The value of services or facilities furnished by a governmental unit to the organization without charge						
4 Total. Add lines 1 through 3	2,967,403	3,475,953	4,730,207	5,322,674	5,638,752	22,134,989
5 The portion of total contributions by each person (other than a governmental unit or publicly supported organization) included on line 1 that exceeds 2% of the amount shown on line 11, column (f)						
6 Public support. Subtract line 5 from line 4.						22,134,989

Section B. Total Support

Calendar year (or fiscal year beginning in)	(a) 2013	(b) 2014	(c) 2015	(d) 2016	(e) 2017	(f) Total
7 Amounts from line 4	2,967,403	3,475,953	4,730,207	5,322,674	5,638,752	22,134,989
8 Gross income from interest, dividends, payments received on securities loans, rents, royalties, and income from similar sources	892	440	7,098	3,058	279	11,767
9 Net income from unrelated business activities, whether or not the business is regularly carried on						
10 Other income. Do not include gain or loss from the sale of capital assets (Explain in Part VI.)	2,113,782	4,035,529	1,909,391	2,793,568	2,394,425	13,246,695
11 Total support. Add lines 7 through 10						35,393,451
12 Gross receipts from related activities, etc. (see instructions)					12	2,775,837

13 First five years. If the Form 990 is for the organization's first, second, third, fourth, or fifth tax year as a section 501(c)(3) organization, check this box and **stop here**

Section C. Computation of Public Support Percentage

14 Public support percentage for 2017 (line 6, column (f) divided by line 11, column (f))	14	62.54 %
15 Public support percentage from 2016 Schedule A, Part II, line 14	15	63.13 %

16a 33 1/3% support test—2017. If the organization did not check the box on line 13, and line 14 is 33 1/3% or more, check this box and **stop here.** The organization qualifies as a publicly supported organization

b 33 1/3% support test—2016. If the organization did not check a box on line 13 or 16a, and line 15 is 33 1/3% or more, check this box and **stop here.** The organization qualifies as a publicly supported organization

17a 10%-facts-and-circumstances test—2017. If the organization did not check a box on line 13, 16a, or 16b, and line 14 is 10% or more, and if the organization meets the "facts-and-circumstances" test, check this box and **stop here.** Explain in Part VI how the organization meets the "facts-and-circumstances" test. The organization qualifies as a publicly supported organization

b 10%-facts-and-circumstances test—2016. If the organization did not check a box on line 13, 16a, 16b, or 17a, and line 15 is 10% or more, and if the organization meets the "facts-and-circumstances" test, check this box and **stop here.** Explain in Part VI how the organization meets the "facts-and-circumstances" test. The organization qualifies as a publicly supported organization

18 Private foundation. If the organization did not check a box on line 13, 16a, 16b, 17a, or 17b, check this box and see instructions

Part III Support Schedule for Organizations Described in Section 509(a)(2)

(Complete only if you checked the box on line 10 of Part I or if the organization failed to qualify under Part II. If the organization fails to qualify under the tests listed below, please complete Part II.)

Section A. Public Support

Calendar year (or fiscal year beginning in) ▶	(a) 2013	(b) 2014	(c) 2015	(d) 2016	(e) 2017	(f) Total
1 Gifts, grants, contributions, and membership fees received. (Do not include any "unusual grants.")						
2 Gross receipts from admissions, merchandise sold or services performed, or facilities furnished in any activity that is related to the organization's tax-exempt purpose						
3 Gross receipts from activities that are not an unrelated trade or business under section 513						
4 Tax revenues levied for the organization's benefit and either paid to or expended on its behalf						
5 The value of services or facilities furnished by a governmental unit to the organization without charge						
6 Total. Add lines 1 through 5						
7a Amounts included on lines 1, 2, and 3 received from disqualified persons						
b Amounts included on lines 2 and 3 received from other than disqualified persons that exceed the greater of \$5,000 or 1% of the amount on line 13 for the year						
c Add lines 7a and 7b						
8 Public support. (Subtract line 7c from line 6.)						

Section B. Total Support

Calendar year (or fiscal year beginning in) ▶	(a) 2013	(b) 2014	(c) 2015	(d) 2016	(e) 2017	(f) Total
9 Amounts from line 6						
10a Gross income from interest, dividends, payments received on securities loans, rents, royalties, and income from similar sources						
b Unrelated business taxable income (less section 511 taxes) from businesses acquired after June 30, 1975						
c Add lines 10a and 10b						
11 Net income from unrelated business activities not included in line 10b, whether or not the business is regularly carried on						
12 Other income. Do not include gain or loss from the sale of capital assets (Explain in Part VI.)						
13 Total support. (Add lines 9, 10c, 11, and 12.)						
14 First five years. If the Form 990 is for the organization's first, second, third, fourth, or fifth tax year as a section 501(c)(3) organization, check this box and stop here ▶ <input type="checkbox"/>						

Section C. Computation of Public Support Percentage

15 Public support percentage for 2017 (line 8, column (f) divided by line 13, column (f))	15	%
16 Public support percentage from 2016 Schedule A, Part III, line 15	16	%

Section D. Computation of Investment Income Percentage

17 Investment income percentage for 2017 (line 10c, column (f) divided by line 13, column (f))	17	%
18 Investment income percentage from 2016 Schedule A, Part III, line 17	18	%

- 19a 33 1/3% support tests—2017.** If the organization did not check the box on line 14, and line 15 is more than 33 1/3%, and line 17 is not more than 33 1/3%, check this box and **stop here**. The organization qualifies as a publicly supported organization ▶
- b 33 1/3% support tests—2016.** If the organization did not check a box on line 14 or line 19a, and line 16 is more than 33 1/3%, and line 18 is not more than 33 1/3%, check this box and **stop here**. The organization qualifies as a publicly supported organization ▶
- 20 Private foundation.** If the organization did not check a box on line 14, 19a, or 19b, check this box and see instructions ▶

Part IV Supporting Organizations

(Complete only if you checked a box in line 12 on Part I. If you checked 12a of Part I, complete Sections A and B. If you checked 12b of Part I, complete Sections A and C. If you checked 12c of Part I, complete Sections A, D, and E. If you checked 12d of Part I, complete Sections A and D, and complete Part V.)

Section A. All Supporting Organizations

	Yes	No
1 Are all of the organization's supported organizations listed by name in the organization's governing documents? <i>If "No," describe in Part VI how the supported organizations are designated. If designated by class or purpose, describe the designation. If historic and continuing relationship, explain.</i>		
2 Did the organization have any supported organization that does not have an IRS determination of status under section 509(a)(1) or (2)? <i>If "Yes," explain in Part VI how the organization determined that the supported organization was described in section 509(a)(1) or (2).</i>		
3a Did the organization have a supported organization described in section 501(c)(4), (5), or (6)? <i>If "Yes," answer (b) and (c) below.</i>		
b Did the organization confirm that each supported organization qualified under section 501(c)(4), (5), or (6) and satisfied the public support tests under section 509(a)(2)? <i>If "Yes," describe in Part VI when and how the organization made the determination.</i>		
c Did the organization ensure that all support to such organizations was used exclusively for section 170(c)(2)(B) purposes? <i>If "Yes," explain in Part VI what controls the organization put in place to ensure such use.</i>		
4a Was any supported organization not organized in the United States ("foreign supported organization")? <i>If "Yes," and if you checked 12a or 12b in Part I, answer (b) and (c) below.</i>		
b Did the organization have ultimate control and discretion in deciding whether to make grants to the foreign supported organization? <i>If "Yes," describe in Part VI how the organization had such control and discretion despite being controlled or supervised by or in connection with its supported organizations.</i>		
c Did the organization support any foreign supported organization that does not have an IRS determination under sections 501(c)(3) and 509(a)(1) or (2)? <i>If "Yes," explain in Part VI what controls the organization used to ensure that all support to the foreign supported organization was used exclusively for section 170(c)(2)(B) purposes.</i>		
5a Did the organization add, substitute, or remove any supported organizations during the tax year? <i>If "Yes," answer (b) and (c) below (if applicable). Also, provide detail in Part VI, including (i) the names and EIN numbers of the supported organizations added, substituted, or removed; (ii) the reasons for each such action; (iii) the authority under the organization's organizing document authorizing such action; and (iv) how the action was accomplished (such as by amendment to the organizing document).</i>		
b Type I or Type II only. Was any added or substituted supported organization part of a class already designated in the organization's organizing document?		
c Substitutions only. Was the substitution the result of an event beyond the organization's control?		
6 Did the organization provide support (whether in the form of grants or the provision of services or facilities) to anyone other than (i) its supported organizations, (ii) individuals that are part of the charitable class benefited by one or more of its supported organizations, or (iii) other supporting organizations that also support or benefit one or more of the filing organization's supported organizations? <i>If "Yes," provide detail in Part VI.</i>		
7 Did the organization provide a grant, loan, compensation, or other similar payment to a substantial contributor (defined in section 4958(c)(3)(C)), a family member of a substantial contributor, or a 35% controlled entity with regard to a substantial contributor? <i>If "Yes," complete Part I of Schedule L (Form 990 or 990-EZ).</i>		
8 Did the organization make a loan to a disqualified person (as defined in section 4958) not described in line 7? <i>If "Yes," complete Part I of Schedule L (Form 990 or 990-EZ).</i>		
9a Was the organization controlled directly or indirectly at any time during the tax year by one or more disqualified persons as defined in section 4946 (other than foundation managers and organizations described in section 509(a)(1) or (2))? <i>If "Yes," provide detail in Part VI.</i>		
b Did one or more disqualified persons (as defined in line 9a) hold a controlling interest in any entity in which the supporting organization had an interest? <i>If "Yes," provide detail in Part VI.</i>		
c Did a disqualified person (as defined in line 9a) have an ownership interest in, or derive any personal benefit from, assets in which the supporting organization also had an interest? <i>If "Yes," provide detail in Part VI.</i>		
10a Was the organization subject to the excess business holdings rules of section 4943 because of section 4943(f) (regarding certain Type II supporting organizations, and all Type III non-functionally integrated supporting organizations)? <i>If "Yes," answer 10b below.</i>		
b Did the organization have any excess business holdings in the tax year? <i>(Use Schedule C, Form 4720, to determine whether the organization had excess business holdings.)</i>		

Part IV Supporting Organizations (continued)

		Yes	No
11	Has the organization accepted a gift or contribution from any of the following persons?		
a	A person who directly or indirectly controls, either alone or together with persons described in (b) and (c) below, the governing body of a supported organization?		
11a			
b	A family member of a person described in (a) above?		
11b			
c	A 35% controlled entity of a person described in (a) or (b) above? If "Yes" to a, b, or c, provide detail in Part VI .		
11c			

Section B. Type I Supporting Organizations

		Yes	No
1	Did the directors, trustees, or membership of one or more supported organizations have the power to regularly appoint or elect at least a majority of the organization's directors or trustees at all times during the tax year? If "No," describe in Part VI how the supported organization(s) effectively operated, supervised, or controlled the organization's activities. If the organization had more than one supported organization, describe how the powers to appoint and/or remove directors or trustees were allocated among the supported organizations and what conditions or restrictions, if any, applied to such powers during the tax year.		
1			
2	Did the organization operate for the benefit of any supported organization other than the supported organization(s) that operated, supervised, or controlled the supporting organization? If "Yes," explain in Part VI how providing such benefit carried out the purposes of the supported organization(s) that operated, supervised, or controlled the supporting organization.		
2			

Section C. Type II Supporting Organizations

		Yes	No
1	Were a majority of the organization's directors or trustees during the tax year also a majority of the directors or trustees of each of the organization's supported organization(s)? If "No," describe in Part VI how control or management of the supporting organization was vested in the same persons that controlled or managed the supported organization(s).		
1			

Section D. All Type III Supporting Organizations

		Yes	No
1	Did the organization provide to each of its supported organizations, by the last day of the fifth month of the organization's tax year, (i) a written notice describing the type and amount of support provided during the prior tax year, (ii) a copy of the Form 990 that was most recently filed as of the date of notification, and (iii) copies of the organization's governing documents in effect on the date of notification, to the extent not previously provided?		
1			
2	Were any of the organization's officers, directors, or trustees either (i) appointed or elected by the supported organization(s) or (ii) serving on the governing body of a supported organization? If "No," explain in Part VI how the organization maintained a close and continuous working relationship with the supported organization(s).		
2			
3	By reason of the relationship described in (2), did the organization's supported organizations have a significant voice in the organization's investment policies and in directing the use of the organization's income or assets at all times during the tax year? If "Yes," describe in Part VI the role the organization's supported organizations played in this regard.		
3			

Section E. Type III Functionally-Integrated Supporting Organizations

1	Check the box next to the method that the organization used to satisfy the Integral Part Test during the year (see instructions).		
a	<input type="checkbox"/> The organization satisfied the Activities Test. Complete line 2 below.		
b	<input type="checkbox"/> The organization is the parent of each of its supported organizations. Complete line 3 below.		
c	<input type="checkbox"/> The organization supported a governmental entity. Describe in Part VI how you supported a government entity (see instructions).		
2	Activities Test. Answer (a) and (b) below.		
a	Did substantially all of the organization's activities during the tax year directly further the exempt purposes of the supported organization(s) to which the organization was responsive? If "Yes," then in Part VI identify those supported organizations and explain how these activities directly furthered their exempt purposes, how the organization was responsive to those supported organizations, and how the organization determined that these activities constituted substantially all of its activities.		
2a			
b	Did the activities described in (a) constitute activities that, but for the organization's involvement, one or more of the organization's supported organization(s) would have been engaged in? If "Yes," explain in Part VI the reasons for the organization's position that its supported organization(s) would have engaged in these activities but for the organization's involvement.		
2b			
3	Parent of Supported Organizations. Answer (a) and (b) below.		
a	Did the organization have the power to regularly appoint or elect a majority of the officers, directors, or trustees of each of the supported organizations? Provide details in Part VI .		
3a			
b	Did the organization exercise a substantial degree of direction over the policies, programs, and activities of each of its supported organizations? If "Yes," describe in Part VI the role played by the organization in this regard.		
3b			

Part V Type III Non-Functionally Integrated 509(a)(3) Supporting Organizations

1 Check here if the organization satisfied the Integral Part Test as a qualifying trust on Nov. 20, 1970 (explain in Part VI). See instructions. All other Type III non-functionally integrated supporting organizations must complete Sections A through E.

Section A - Adjusted Net Income		(A) Prior Year	(B) Current Year (optional)
1	Net short-term capital gain	1	
2	Recoveries of prior-year distributions	2	
3	Other gross income (see instructions)	3	
4	Add lines 1 through 3.	4	
5	Depreciation and depletion	5	
6	Portion of operating expenses paid or incurred for production or collection of gross income or for management, conservation, or maintenance of property held for production of income (see instructions)	6	
7	Other expenses (see instructions)	7	
8	Adjusted Net Income (subtract lines 5, 6 and 7 from line 4).	8	

Section B - Minimum Asset Amount		(A) Prior Year	(B) Current Year (optional)
1 Aggregate fair market value of all non-exempt-use assets (see instructions for short tax year or assets held for part of year):			
a	Average monthly value of securities	1a	
b	Average monthly cash balances	1b	
c	Fair market value of other non-exempt-use assets	1c	
d	Total (add lines 1a, 1b, and 1c)	1d	
e Discount claimed for blockage or other factors (explain in detail in Part VI):			
2	Acquisition indebtedness applicable to non-exempt-use assets	2	
3	Subtract line 2 from line 1d.	3	
4	Cash deemed held for exempt use. Enter 1-1/2% of line 3 (for greater amount, see instructions).	4	
5	Net value of non-exempt-use assets (subtract line 4 from line 3)	5	
6	Multiply line 5 by .035.	6	
7	Recoveries of prior-year distributions	7	
8	Minimum Asset Amount (add line 7 to line 6)	8	

Section C - Distributable Amount			Current Year
1	Adjusted net income for prior year (from Section A, line 8, Column A)	1	
2	Enter 85% of line 1.	2	
3	Minimum asset amount for prior year (from Section B, line 8, Column A)	3	
4	Enter greater of line 2 or line 3.	4	
5	Income tax imposed in prior year	5	
6	Distributable Amount. Subtract line 5 from line 4, unless subject to emergency temporary reduction (see instructions).	6	

7 Check here if the current year is the organization's first as a non-functionally integrated Type III supporting organization (see instructions).

Part V Type III Non-Functionally Integrated 509(a)(3) Supporting Organizations (continued)

Section D - Distributions	Current Year
1 Amounts paid to supported organizations to accomplish exempt purposes	
2 Amounts paid to perform activity that directly furthers exempt purposes of supported organizations, in excess of income from activity	
3 Administrative expenses paid to accomplish exempt purposes of supported organizations	
4 Amounts paid to acquire exempt-use assets	
5 Qualified set-aside amounts (prior IRS approval required)	
6 Other distributions (describe in Part VI). See instructions.	
7 Total annual distributions. Add lines 1 through 6.	
8 Distributions to attentive supported organizations to which the organization is responsive (provide details in Part VI). See instructions.	
9 Distributable amount for 2017 from Section C, line 6	
10 Line 8 amount divided by line 9 amount	

Section E - Distribution Allocations (see instructions)	(i) Excess Distributions	(ii) Underdistributions Pre-2017	(iii) Distributable Amount for 2017
1 Distributable amount for 2017 from Section C, line 6			
2 Underdistributions, if any, for years prior to 2017 (reasonable cause required-explain in Part VI). See instructions.			
3 Excess distributions carryover, if any, to 2017:			
a			
b From 2013			
c From 2014			
d From 2015			
e From 2016			
f Total of lines 3a through e			
g Applied to underdistributions of prior years			
h Applied to 2017 distributable amount			
i Carryover from 2012 not applied (see instructions)			
j Remainder. Subtract lines 3g, 3h, and 3i from 3f.			
4 Distributions for 2017 from Section D, line 7: \$			
a Applied to underdistributions of prior years			
b Applied to 2017 distributable amount			
c Remainder. Subtract lines 4a and 4b from 4.			
5 Remaining underdistributions for years prior to 2017, if any. Subtract lines 3g and 4a from line 2. For result greater than zero, explain in Part VI . See instructions.			
6 Remaining underdistributions for 2017. Subtract lines 3h and 4b from line 1. For result greater than zero, explain in Part VI . See instructions.			
7 Excess distributions carryover to 2018. Add lines 3j and 4c.			
8 Breakdown of line 7:			
a Excess from 2013			
b Excess from 2014			
c Excess from 2015			
d Excess from 2016			
e Excess from 2017			

Part VI **Supplemental Information.** Provide the explanations required by Part II, line 10; Part II, line 17a or 17b; Part III, line 12; Part IV, Section A, lines 1, 2, 3b, 3c, 4b, 4c, 5a, 6, 9a, 9b, 9c, 11a, 11b, and 11c; Part IV, Section B, lines 1 and 2; Part IV, Section C, line 1; Part IV, Section D, lines 2 and 3; Part IV, Section E, lines 1c, 2a, 2b, 3a and 3b; Part V, line 1; Part V, Section B, line 1e; Part V, Section D, lines 5, 6, and 8; and Part V, Section E, lines 2, 5, and 6. Also complete this part for any additional information. (See instructions.)

Part II, Line 10 - Other Income Detail

Water Quality Trading income \$ 13,246,695

Schedule B

(Form 990, 990-EZ, or 990-PF)

Department of the Treasury
Internal Revenue Service

Schedule of Contributors

OMB No. 1545-0047

2017

▶ Attach to Form 990, Form 990-EZ, or Form 990-PF.
▶ Go to www.irs.gov/Form990 for the latest information.

Name of the organization

Employer identification number

The Freshwater Trust

****-***3521**

Organization type (check one):

Filers of:

Section:

Form 990 or 990-EZ

501(c)(3) (enter number) organization

4947(a)(1) nonexempt charitable trust **not** treated as a private foundation

527 political organization

Form 990-PF

501(c)(3) exempt private foundation

4947(a)(1) nonexempt charitable trust treated as a private foundation

501(c)(3) taxable private foundation

Check if your organization is covered by the **General Rule** or a **Special Rule**.

Note: Only a section 501(c)(7), (8), or (10) organization can check boxes for both the General Rule and a Special Rule. See instructions.

General Rule

For an organization filing Form 990, 990-EZ, or 990-PF that received, during the year, contributions totaling \$5,000 or more (in money or property) from any one contributor. Complete Parts I and II. See instructions for determining a contributor's total contributions.

Special Rules

For an organization described in section 501(c)(3) filing Form 990 or 990-EZ that met the 33¹/₃% support test of the regulations under sections 509(a)(1) and 170(b)(1)(A)(vi), that checked Schedule A (Form 990 or 990-EZ), Part II, line 13, 16a, or 16b, and that received from any one contributor, during the year, total contributions of the greater of (1) \$5,000; or (2) 2% of the amount on (i) Form 990, Part VIII, line 1h; or (ii) Form 990-EZ, line 1. Complete Parts I and II.

For an organization described in section 501(c)(7), (8), or (10) filing Form 990 or 990-EZ that received from any one contributor, during the year, total contributions of more than \$1,000 *exclusively* for religious, charitable, scientific, literary, or educational purposes, or for the prevention of cruelty to children or animals. Complete Parts I, II, and III.

For an organization described in section 501(c)(7), (8), or (10) filing Form 990 or 990-EZ that received from any one contributor, during the year, contributions *exclusively* for religious, charitable, etc., purposes, but no such contributions totaled more than \$1,000. If this box is checked, enter here the total contributions that were received during the year for an *exclusively* religious, charitable, etc., purpose. Don't complete any of the parts unless the **General Rule** applies to this organization because it received *nonexclusively* religious, charitable, etc., contributions totaling \$5,000 or more during the year ▶ \$

Caution: An organization that isn't covered by the General Rule and/or the Special Rules doesn't file Schedule B (Form 990, 990-EZ, or 990-PF), but it **must** answer "No" on Part IV, line 2, of its Form 990; or check the box on line H of its Form 990-EZ or on its Form 990-PF, Part I, line 2, to certify that it doesn't meet the filing requirements of Schedule B (Form 990, 990-EZ, or 990-PF).

Name of organization The Freshwater Trust	Employer identification number ** - ***3521
---	---

Part I Contributors (see instructions). Use duplicate copies of Part I if additional space is needed.

(a) No.	(b) Name, address, and ZIP + 4	(c) Total contributions	(d) Type of contribution
1	Bureau of Land Management 1220 SW 3rd Avenue Portland OR 97204	\$ 116,650	Person <input checked="" type="checkbox"/> Payroll <input type="checkbox"/> Noncash <input type="checkbox"/> (Complete Part II for noncash contributions.)
2	Confederated Tribes Warm Springs PO Box 1329 Warm Springs OR 97761	\$ 117,816	Person <input checked="" type="checkbox"/> Payroll <input type="checkbox"/> Noncash <input type="checkbox"/> (Complete Part II for noncash contributions.)
3	Oregon Watershed Enhancement Board 775 Summer Street NE Suite 360 Salem OR 97301-1290	\$ 141,442	Person <input checked="" type="checkbox"/> Payroll <input type="checkbox"/> Noncash <input type="checkbox"/> (Complete Part II for noncash contributions.)
4	Oregon Water Resources Department 725 Summer St. NE #A Salem OR 97301	\$ 1,492,502	Person <input checked="" type="checkbox"/> Payroll <input type="checkbox"/> Noncash <input type="checkbox"/> (Complete Part II for noncash contributions.)
5	Bureau of Reclamation 1150 North Curtis Road Suite 100 Boise ID 83706-1234	\$ 1,247,861	Person <input checked="" type="checkbox"/> Payroll <input type="checkbox"/> Noncash <input type="checkbox"/> (Complete Part II for noncash contributions.)
6	Bella Vista Foundation 1660 Bush Street Suite 300 San Francisco CA 94109-0000	\$ 135,000	Person <input checked="" type="checkbox"/> Payroll <input type="checkbox"/> Noncash <input type="checkbox"/> (Complete Part II for noncash contributions.)

Name of organization The Freshwater Trust	Employer identification number **-***3521
--	--

Part I Contributors (see instructions). Use duplicate copies of Part I if additional space is needed.

(a) No.	(b) Name, address, and ZIP + 4	(c) Total contributions	(d) Type of contribution
7	Columbia Basin Water Program 421 SW 6th Avenue Suite 950 Portland OR 97204-1629	\$ 1,178,383	Person <input checked="" type="checkbox"/> Payroll <input type="checkbox"/> Noncash <input type="checkbox"/> (Complete Part II for noncash contributions.)
.....	\$	Person <input type="checkbox"/> Payroll <input type="checkbox"/> Noncash <input type="checkbox"/> (Complete Part II for noncash contributions.)
.....	\$	Person <input type="checkbox"/> Payroll <input type="checkbox"/> Noncash <input type="checkbox"/> (Complete Part II for noncash contributions.)
.....	\$	Person <input type="checkbox"/> Payroll <input type="checkbox"/> Noncash <input type="checkbox"/> (Complete Part II for noncash contributions.)
.....	\$	Person <input type="checkbox"/> Payroll <input type="checkbox"/> Noncash <input type="checkbox"/> (Complete Part II for noncash contributions.)
.....	\$	Person <input type="checkbox"/> Payroll <input type="checkbox"/> Noncash <input type="checkbox"/> (Complete Part II for noncash contributions.)

**SCHEDULE C
(Form 990 or 990-EZ)**

Political Campaign and Lobbying Activities

OMB No. 1545-0047

For Organizations Exempt From Income Tax Under section 501(c) and section 527

2017

Department of the Treasury
Internal Revenue Service

▶ **Complete if the organization is described below.** ▶ **Attach to Form 990 or Form 990-EZ.**
▶ **Go to www.irs.gov/Form990 for instructions and the latest information.**

Open to Public Inspection

If the organization answered "Yes," on Form 990, Part IV, line 3, or Form 990-EZ, Part V, line 46 (Political Campaign Activities), then

- Section 501(c)(3) organizations: Complete Parts I-A and B. Do not complete Part I-C.
- Section 501(c) (other than section 501(c)(3)) organizations: Complete Parts I-A and C below. Do not complete Part I-B.
- Section 527 organizations: Complete Part I-A only.

If the organization answered "Yes," on Form 990, Part IV, line 4, or Form 990-EZ, Part VI, line 47 (Lobbying Activities), then

- Section 501(c)(3) organizations that have filed Form 5768 (election under section 501(h)): Complete Part II-A. Do not complete Part II-B.
- Section 501(c)(3) organizations that have NOT filed Form 5768 (election under section 501(h)): Complete Part II-B. Do not complete Part II-A.

If the organization answered "Yes," on Form 990, Part IV, line 5 (Proxy Tax) (see separate instructions) or Form 990-EZ, Part V, line 35c (Proxy Tax) (see separate instructions), then

- Section 501(c)(4), (5), or (6) organizations: Complete Part III.

Name of organization The Freshwater Trust	Employer identification number ** - *** 3521
---	--

Part I-A Complete if the organization is exempt under section 501(c) or is a section 527 organization.

- 1 Provide a description of the organization's direct and indirect political campaign activities in Part IV. (see instructions for definition of "political campaign activities")
- 2 Political campaign activity expenditures (see instructions) ▶ \$
- 3 Volunteer hours for political campaign activities (see instructions)

Part I-B Complete if the organization is exempt under section 501(c)(3).

- 1 Enter the amount of any excise tax incurred by the organization under section 4955 ▶ \$
- 2 Enter the amount of any excise tax incurred by organization managers under section 4955 ▶ \$
- 3 If the organization incurred a section 4955 tax, did it file Form 4720 for this year? Yes No
- 4a Was a correction made? Yes No
- b If "Yes," describe in Part IV.

Part I-C Complete if the organization is exempt under section 501(c), except section 501(c)(3).

- 1 Enter the amount directly expended by the filing organization for section 527 exempt function activities ▶ \$
- 2 Enter the amount of the filing organization's funds contributed to other organizations for section 527 exempt function activities ▶ \$
- 3 Total exempt function expenditures. Add lines 1 and 2. Enter here and on Form 1120-POL, line 17b ▶ \$
- 4 Did the filing organization file **Form 1120-POL** for this year? Yes No
- 5 Enter the names, addresses and employer identification number (EIN) of all section 527 political organizations to which the filing organization made payments. For each organization listed, enter the amount paid from the filing organization's funds. Also enter the amount of political contributions received that were promptly and directly delivered to a separate political organization, such as a separate segregated fund or a political action committee (PAC). If additional space is needed, provide information in Part IV.

(a) Name	(b) Address	(c) EIN	(d) Amount paid from filing organization's funds. If none, enter -0-.	(e) Amount of political contributions received and promptly and directly delivered to a separate political organization. If none, enter -0-.
(1)				
(2)				
(3)				
(4)				
(5)				
(6)				

For Paperwork Reduction Act Notice, see the Instructions for Form 990 or 990-EZ.

Schedule C (Form 990 or 990-EZ) 2017

Part II-A Complete if the organization is exempt under section 501(c)(3) and filed Form 5768 (election under section 501(h)).

- A** Check if the filing organization belongs to an affiliated group (and list in Part IV each affiliated group member's name, address, EIN, expenses, and share of excess lobbying expenditures).
- B** Check if the filing organization checked box A and "limited control" provisions apply.

Limits on Lobbying Expenditures
(The term "expenditures" means amounts paid or incurred.)

	(a) Filing organization's totals	(b) Affiliated group totals												
1a Total lobbying expenditures to influence public opinion (grass roots lobbying)	0													
b Total lobbying expenditures to influence a legislative body (direct lobbying)	5,020													
c Total lobbying expenditures (add lines 1a and 1b)	5,020													
d Other exempt purpose expenditures	8,991,927													
e Total exempt purpose expenditures (add lines 1c and 1d)	8,996,947													
f Lobbying nontaxable amount. Enter the amount from the following table in both columns.	599,847													
<table border="1" style="width: 100%;"> <thead> <tr> <th>If the amount on line 1e, column (a) or (b) is:</th> <th>The lobbying nontaxable amount is:</th> </tr> </thead> <tbody> <tr> <td>Not over \$500,000</td> <td>20% of the amount on line 1e.</td> </tr> <tr> <td>Over \$500,000 but not over \$1,000,000</td> <td>\$100,000 plus 15% of the excess over \$500,000.</td> </tr> <tr> <td>Over \$1,000,000 but not over \$1,500,000</td> <td>\$175,000 plus 10% of the excess over \$1,000,000.</td> </tr> <tr> <td>Over \$1,500,000 but not over \$17,000,000</td> <td>\$225,000 plus 5% of the excess over \$1,500,000.</td> </tr> <tr> <td>Over \$17,000,000</td> <td>\$1,000,000.</td> </tr> </tbody> </table>			If the amount on line 1e, column (a) or (b) is:	The lobbying nontaxable amount is:	Not over \$500,000	20% of the amount on line 1e.	Over \$500,000 but not over \$1,000,000	\$100,000 plus 15% of the excess over \$500,000.	Over \$1,000,000 but not over \$1,500,000	\$175,000 plus 10% of the excess over \$1,000,000.	Over \$1,500,000 but not over \$17,000,000	\$225,000 plus 5% of the excess over \$1,500,000.	Over \$17,000,000	\$1,000,000.
If the amount on line 1e, column (a) or (b) is:	The lobbying nontaxable amount is:													
Not over \$500,000	20% of the amount on line 1e.													
Over \$500,000 but not over \$1,000,000	\$100,000 plus 15% of the excess over \$500,000.													
Over \$1,000,000 but not over \$1,500,000	\$175,000 plus 10% of the excess over \$1,000,000.													
Over \$1,500,000 but not over \$17,000,000	\$225,000 plus 5% of the excess over \$1,500,000.													
Over \$17,000,000	\$1,000,000.													
g Grassroots nontaxable amount (enter 25% of line 1f)	149,962													
h Subtract line 1g from line 1a. If zero or less, enter -0-	0													
i Subtract line 1f from line 1c. If zero or less, enter -0-	0													
j If there is an amount other than zero on either line 1h or line 1i, did the organization file Form 4720 reporting section 4911 tax for this year?		<input type="checkbox"/> Yes <input type="checkbox"/> No												

4-Year Averaging Period Under section 501(h)

(Some organizations that made a section 501(h) election do not have to complete all of the five columns below. See the separate instructions for lines 2a through 2f.)

Lobbying Expenditures During 4-Year Averaging Period

Calendar year (or fiscal year beginning in)	(a) 2014	(b) 2015	(c) 2016	(d) 2017	(e) Total
2a Lobbying nontaxable amount	515,623	546,874	587,551	599,847	2,249,895
b Lobbying ceiling amount (150% of line 2a, column (e))					3,374,843
c Total lobbying expenditures		68,000	15,000	5,020	88,020
d Grassroots nontaxable amount	128,906	136,719	146,888	149,962	562,475
e Grassroots ceiling amount (150% of line 2d, column (e))					843,713
f Grassroots lobbying expenditures				0	

**SCHEDULE D
(Form 990)**

Department of the Treasury
Internal Revenue Service

Supplemental Financial Statements

▶ Complete if the organization answered "Yes" on Form 990, Part IV, line 6, 7, 8, 9, 10, 11a, 11b, 11c, 11d, 11e, 11f, 12a, or 12b.
▶ Attach to Form 990.

▶ Go to www.irs.gov/Form990 for instructions and the latest information.

OMB No. 1545-0047

2017

Open to Public Inspection

Name of the organization

The Freshwater Trust

Employer identification number

**** - *** 3521**

Part I Organizations Maintaining Donor Advised Funds or Other Similar Funds or Accounts.

Complete if the organization answered "Yes" on Form 990, Part IV, line 6.

	(a) Donor advised funds	(b) Funds and other accounts
1 Total number at end of year		
2 Aggregate value of contributions to (during year)		
3 Aggregate value of grants from (during year)		
4 Aggregate value at end of year		
5 Did the organization inform all donors and donor advisors in writing that the assets held in donor advised funds are the organization's property, subject to the organization's exclusive legal control?	<input type="checkbox"/> Yes <input type="checkbox"/> No	
6 Did the organization inform all grantees, donors, and donor advisors in writing that grant funds can be used only for charitable purposes and not for the benefit of the donor or donor advisor, or for any other purpose conferring impermissible private benefit?	<input type="checkbox"/> Yes <input type="checkbox"/> No	

Part II Conservation Easements.

Complete if the organization answered "Yes" on Form 990, Part IV, line 7.

1 Purpose(s) of conservation easements held by the organization (check all that apply).

<input checked="" type="checkbox"/> Preservation of land for public use (e.g., recreation or education)	<input type="checkbox"/> Preservation of a historically important land area
<input checked="" type="checkbox"/> Protection of natural habitat	<input type="checkbox"/> Preservation of a certified historic structure
<input type="checkbox"/> Preservation of open space	

2 Complete lines 2a through 2d if the organization held a qualified conservation contribution in the form of a conservation easement on the last day of the tax year.

	Held at the End of the Tax Year
a Total number of conservation easements	3
b Total acreage restricted by conservation easements	827.00
c Number of conservation easements on a certified historic structure included in (a)	
d Number of conservation easements included in (c) acquired after 7/25/06, and not on a historic structure listed in the National Register	

3 Number of conservation easements modified, transferred, released, extinguished, or terminated by the organization during the tax year ▶ 0

4 Number of states where property subject to conservation easement is located ▶ 1

5 Does the organization have a written policy regarding the periodic monitoring, inspection, handling of violations, and enforcement of the conservation easements it holds? Yes No

6 Staff and volunteer hours devoted to monitoring, inspecting, handling of violations, and enforcing conservation easements during the year ▶ 0

7 Amount of expenses incurred in monitoring, inspecting, handling of violations, and enforcing conservation easements during the year ▶ \$

8 Does each conservation easement reported on line 2(d) above satisfy the requirements of section 170(h)(4)(B)(i) and section 170(h)(4)(B)(ii)? Yes No

9 In Part XIII, describe how the organization reports conservation easements in its revenue and expense statement, and balance sheet, and include, if applicable, the text of the footnote to the organization's financial statements that describes the organization's accounting for conservation easements.

Part III Organizations Maintaining Collections of Art, Historical Treasures, or Other Similar Assets.

Complete if the organization answered "Yes" on Form 990, Part IV, line 8.

1a If the organization elected, as permitted under SFAS 116 (ASC 958), not to report in its revenue statement and balance sheet works of art, historical treasures, or other similar assets held for public exhibition, education, or research in furtherance of public service, provide, in Part XIII, the text of the footnote to its financial statements that describes these items.

b If the organization elected, as permitted under SFAS 116 (ASC 958), to report in its revenue statement and balance sheet works of art, historical treasures, or other similar assets held for public exhibition, education, or research in furtherance of public service, provide the following amounts relating to these items:

(i) Revenue included on Form 990, Part VIII, line 1	▶ \$
(ii) Assets included in Form 990, Part X	▶ \$

2 If the organization received or held works of art, historical treasures, or other similar assets for financial gain, provide the following amounts required to be reported under SFAS 116 (ASC 958) relating to these items:

a Revenue included on Form 990, Part VIII, line 1	▶ \$
b Assets included in Form 990, Part X	▶ \$

Part III Organizations Maintaining Collections of Art, Historical Treasures, or Other Similar Assets *(continued)*

3 Using the organization's acquisition, accession, and other records, check any of the following that are a significant use of its collection items (check all that apply):

- a** Public exhibition
- b** Scholarly research
- c** Preservation for future generations
- d** Loan or exchange programs
- e** Other

4 Provide a description of the organization's collections and explain how they further the organization's exempt purpose in Part XIII.

5 During the year, did the organization solicit or receive donations of art, historical treasures, or other similar assets to be sold to raise funds rather than to be maintained as part of the organization's collection? Yes No

Part IV Escrow and Custodial Arrangements.

Complete if the organization answered "Yes" on Form 990, Part IV, line 9, or reported an amount on Form 990, Part X, line 21.

1a Is the organization an agent, trustee, custodian or other intermediary for contributions or other assets not included on Form 990, Part X? Yes No

b If "Yes," explain the arrangement in Part XIII and complete the following table:

	Amount
c Beginning balance	1c
d Additions during the year	1d
e Distributions during the year	1e
f Ending balance	1f

2a Did the organization include an amount on Form 990, Part X, line 21, for escrow or custodial account liability? Yes No

b If "Yes," explain the arrangement in Part XIII. Check here if the explanation has been provided on Part XIII

Part V Endowment Funds.

Complete if the organization answered "Yes" on Form 990, Part IV, line 10.

	(a) Current year	(b) Prior year	(c) Two years back	(d) Three years back	(e) Four years back
1a Beginning of year balance	125,011	118,343	120,107	116,380	103,867
b Contributions					
c Net investment earnings, gains, and losses	18,337	6,668	-1,764	3,727	12,513
d Grants or scholarships					
e Other expenditures for facilities and programs	-5,367				
f Administrative expenses					
g End of year balance	137,981	125,011	118,343	120,107	116,380

2 Provide the estimated percentage of the current year end balance (line 1g, column (a)) held as:

- a** Board designated or quasi-endowment ▶ 15.00 %
- b** Permanent endowment ▶ 85.00 %
- c** Temporarily restricted endowment ▶ %

The percentages on lines 2a, 2b, and 2c should equal 100%.

3a Are there endowment funds not in the possession of the organization that are held and administered for the organization by:

	Yes	No
(i) unrelated organizations	X	
(ii) related organizations		X
b If "Yes" on line 3a(ii), are the related organizations listed as required on Schedule R?		

4 Describe in Part XIII the intended uses of the organization's endowment funds.

Part VI Land, Buildings, and Equipment.

Complete if the organization answered "Yes" on Form 990, Part IV, line 11a. See Form 990, Part X, line 10.

Description of property	(a) Cost or other basis (investment)	(b) Cost or other basis (other)	(c) Accumulated depreciation	(d) Book value
1a Land				
b Buildings				
c Leasehold improvements		392,252	102,940	289,312
d Equipment		428,587	261,991	166,596
e Other				
Total. Add lines 1a through 1e. (Column (d) must equal Form 990, Part X, column (B), line 10c.)				455,908

Part VII Investments—Other Securities.

Complete if the organization answered "Yes" on Form 990, Part IV, line 11b. See Form 990, Part X, line 12.

(a) Description of security or category (including name of security)	(b) Book value	(c) Method of valuation: Cost or end-of-year market value
(1) Financial derivatives		
(2) Closely-held equity interests		
(3) Other		
(A)		
(B)		
(C)		
(D)		
(E)		
(F)		
(G)		
(H)		
Total. (Column (b) must equal Form 990, Part X, col. (B) line 12.) ▶		

Part VIII Investments—Program Related.

Complete if the organization answered "Yes" on Form 990, Part IV, line 11c. See Form 990, Part X, line 13.

(a) Description of investment	(b) Book value	(c) Method of valuation: Cost or end-of-year market value
(1)		
(2)		
(3)		
(4)		
(5)		
(6)		
(7)		
(8)		
(9)		
Total. (Column (b) must equal Form 990, Part X, col. (B) line 13.) ▶		

Part IX Other Assets.

Complete if the organization answered "Yes" on Form 990, Part IV, line 11d. See Form 990, Part X, line 15.

(a) Description	(b) Book value
(1) Streambank software	1,287,701
(2) Water rights interest	1,209,873
(3) Accumulated amortization	-410,163
(4)	
(5)	
(6)	
(7)	
(8)	
(9)	
Total. (Column (b) must equal Form 990, Part X, col. (B) line 15.) ▶	2,087,411

Part X Other Liabilities.

Complete if the organization answered "Yes" on Form 990, Part IV, line 11e or 11f. See Form 990, Part X, line 25.

1. (a) Description of liability	(b) Book value
(1) Federal income taxes	
(2) Accrued interest	15,811
(3) Pension obligation	478
(4)	
(5)	
(6)	
(7)	
(8)	
(9)	
Total. (Column (b) must equal Form 990, Part X, col. (B) line 25.) ▶	16,289

2. Liability for uncertain tax positions. In Part XIII, provide the text of the footnote to the organization's financial statements that reports the organization's liability for uncertain tax positions under FIN 48 (ASC 740). Check here if the text of the footnote has been provided in Part XIII

Part XI Reconciliation of Revenue per Audited Financial Statements With Revenue per Return.

Complete if the organization answered "Yes" on Form 990, Part IV, line 12a.

1	Total revenue, gains, and other support per audited financial statements		1	9,547,466
2	Amounts included on line 1 but not on Form 990, Part VIII, line 12:			
a	Net unrealized gains (losses) on investments	2a	17,031	
b	Donated services and use of facilities	2b	1,114,241	
c	Recoveries of prior year grants	2c		
d	Other (Describe in Part XIII.)	2d	253,629	
e	Add lines 2a through 2d		2e	1,384,901
3	Subtract line 2e from line 1		3	8,162,565
4	Amounts included on Form 990, Part VIII, line 12, but not on line 1:			
a	Investment expenses not included on Form 990, Part VIII, line 7b	4a		
b	Other (Describe in Part XIII.)	4b		
c	Add lines 4a and 4b		4c	
5	Total revenue. Add lines 3 and 4c . (This must equal Form 990, Part I, line 12.)		5	8,162,565

Part XII Reconciliation of Expenses per Audited Financial Statements With Expenses per Return.

Complete if the organization answered "Yes" on Form 990, Part IV, line 12a.

1	Total expenses and losses per audited financial statements		1	10,363,984
2	Amounts included on line 1 but not on Form 990, Part IX, line 25:			
a	Donated services and use of facilities	2a	1,114,241	
b	Prior year adjustments	2b		
c	Other losses	2c		
d	Other (Describe in Part XIII.)	2d	253,629	
e	Add lines 2a through 2d		2e	1,367,870
3	Subtract line 2e from line 1		3	8,996,114
4	Amounts included on Form 990, Part IX, line 25, but not on line 1:			
a	Investment expenses not included on Form 990, Part VIII, line 7b	4a		
b	Other (Describe in Part XIII.)	4b		
c	Add lines 4a and 4b		4c	
5	Total expenses. Add lines 3 and 4c . (This must equal Form 990, Part I, line 18.)		5	8,996,114

Part XIII Supplemental Information.

Provide the descriptions required for Part II, lines 3, 5, and 9; Part III, lines 1a and 4; Part IV, lines 1b and 2b; Part V, line 4; Part X, line 2; Part XI, lines 2d and 4b; and Part XII, lines 2d and 4b. Also complete this part to provide any additional information.

Part II, Line 9 - Accounting for Conservation Easements

The Organization has acquired title for partial water right interests among several basins in Oregon to preserve in-stream water flows. The water rights are valued based on their original purchase cost. Annually, the Organization assesses the value of the water right interests held to determine if any permanent impairment of value has occurred. If the value of the water rights is determined to be impaired; the carrying value of the water rights would be reduced to their estimated fair value in the period that the impairment has occurred. For the year ended, the Organization has not recognized any impairment losses on the value these water rights.

Part XI, Line 2d - Revenue Amounts Included in Financials - Other

Part XIII Supplemental Information *(continued)*

Fundraising expense \$ **253,629**

Part XII, Line 2d - Expense Amounts Included in Financials - Other

Fundraising expenses \$ **253,629**

**SCHEDULE G
(Form 990 or 990-EZ)**

Supplemental Information Regarding Fundraising or Gaming Activities

OMB No. 1545-0047

Complete if the organization answered "Yes" on Form 990, Part IV, line 17, 18, or 19, or if the organization entered more than \$15,000 on Form 990-EZ, line 6a.

2017

Department of the Treasury
Internal Revenue Service

▶ Attach to Form 990 or Form 990-EZ.
▶ Go to www.irs.gov/Form990 for the latest instructions.

Open to Public Inspection

Name of the organization

The Freshwater Trust

Employer identification number

**** - *** 3521**

Part I Fundraising Activities. Complete if the organization answered "Yes" on Form 990, Part IV, line 17. Form 990-EZ filers are not required to complete this part.

1 Indicate whether the organization raised funds through any of the following activities. Check all that apply.

- a** Mail solicitations
- b** Internet and email solicitations
- c** Phone solicitations
- d** In-person solicitations
- e** Solicitation of non-government grants
- f** Solicitation of government grants
- g** Special fundraising events

2a Did the organization have a written or oral agreement with any individual (including officers, directors, trustees, or key employees listed in Form 990, Part VII) or entity in connection with professional fundraising services? Yes No

b If "Yes," list the 10 highest paid individuals or entities (fundraisers) pursuant to agreements under which the fundraiser is to be compensated at least \$5,000 by the organization.

	(i) Name and address of individual or entity (fundraiser)	(ii) Activity	(iii) Did fundraiser have custody or control of contributions?		(iv) Gross receipts from activity	(v) Amount paid to (or retained by) fundraiser listed in col. (i)	(vi) Amount paid to (or retained by) organization
			Yes	No			
1							
2							
3							
4							
5							
6							
7							
8							
9							
10							
Total							

3 List all states in which the organization is registered or licensed to solicit contributions or has been notified it is exempt from registration or licensing.

.....

.....

.....

.....

.....

Part II Fundraising Events. Complete if the organization answered "Yes" on Form 990, Part IV, line 18, or reported more than \$15,000 of fundraising event contributions and gross income on Form 990-EZ, lines 1 and 6b. List events with gross receipts greater than \$5,000.

		(a) Event #1	(b) Event #2	(c) Other events	(d) Total events
		<u>Golf Tournament</u> (event type)	<u>Auction</u> (event type)	<u>None</u> (total number)	(add col. (a) through col. (c))
Revenue	1 Gross receipts	344,500	175,817		520,317
	2 Less: Contributions		140,250		140,250
	3 Gross income (line 1 minus line 2)	344,500	35,567		380,067
Direct Expenses	4 Cash prizes				
	5 Noncash prizes				
	6 Rent/facility costs				
	7 Food and beverages				
	8 Entertainment				
	9 Other direct expenses	168,280	85,349		253,629
	10 Direct expense summary. Add lines 4 through 9 in column (d)				253,629
11 Net income summary. Subtract line 10 from line 3, column (d)				126,438	

Part III Gaming. Complete if the organization answered "Yes" on Form 990, Part IV, line 19, or reported more than \$15,000 on Form 990-EZ, line 6a.

		(a) Bingo	(b) Pull tabs/instant bingo/progressive bingo	(c) Other gaming	(d) Total gaming (add col. (a) through col. (c))
Revenue	1 Gross revenue				
Direct Expenses	2 Cash prizes				
	3 Noncash prizes				
	4 Rent/facility costs				
	5 Other direct expenses				
	6 Volunteer labor	<input type="checkbox"/> Yes % <input type="checkbox"/> No	<input type="checkbox"/> Yes % <input type="checkbox"/> No	<input type="checkbox"/> Yes % <input type="checkbox"/> No	
	7 Direct expense summary. Add lines 2 through 5 in column (d)				
	8 Net gaming income summary. Subtract line 7 from line 1, column (d)				

9 Enter the state(s) in which the organization conducts gaming activities: _____
a Is the organization licensed to conduct gaming activities in each of these states? Yes No

b If "No," explain: _____

10a Were any of the organization's gaming licenses revoked, suspended, or terminated during the tax year? Yes No

b If "Yes," explain: _____

**SCHEDULE J
(Form 990)**

Department of the Treasury
Internal Revenue Service

Name of the organization

Compensation Information

For certain Officers, Directors, Trustees, Key Employees, and Highest Compensated Employees

▶ Complete if the organization answered "Yes" on Form 990, Part IV, line 23.

▶ Attach to Form 990.

▶ Go to www.irs.gov/Form990 for instructions and the latest information.

OMB No. 1545-0047

2017

Open to Public Inspection

The Freshwater Trust

Employer identification number
****-***3521**

Part I Questions Regarding Compensation

1a Check the appropriate box(es) if the organization provided any of the following to or for a person listed on Form 990, Part VII, Section A, line 1a. Complete Part III to provide any relevant information regarding these items.

- | | |
|--|---|
| <input type="checkbox"/> First-class or charter travel | <input type="checkbox"/> Housing allowance or residence for personal use |
| <input type="checkbox"/> Travel for companions | <input type="checkbox"/> Payments for business use of personal residence |
| <input type="checkbox"/> Tax indemnification and gross-up payments | <input type="checkbox"/> Health or social club dues or initiation fees |
| <input type="checkbox"/> Discretionary spending account | <input type="checkbox"/> Personal services (such as, maid, chauffeur, chef) |

b If any of the boxes on line 1a are checked, did the organization follow a written policy regarding payment or reimbursement or provision of all of the expenses described above? If "No," complete Part III to explain

2 Did the organization require substantiation prior to reimbursing or allowing expenses incurred by all directors, trustees, and officers, including the CEO/Executive Director, regarding the items checked in line 1a?

3 Indicate which, if any, of the following the filing organization used to establish the compensation of the organization's CEO/Executive Director. Check all that apply. Do not check any boxes for methods used by a related organization to establish compensation of the CEO/Executive Director, but explain in Part III.

- | | |
|--|---|
| <input type="checkbox"/> Compensation committee | <input type="checkbox"/> Written employment contract |
| <input type="checkbox"/> Independent compensation consultant | <input type="checkbox"/> Compensation survey or study |
| <input type="checkbox"/> Form 990 of other organizations | <input checked="" type="checkbox"/> Approval by the board or compensation committee |

4 During the year, did any person listed on Form 990, Part VII, Section A, line 1a, with respect to the filing organization or a related organization:

- a** Receive a severance payment or change-of-control payment?
- b** Participate in, or receive payment from, a supplemental nonqualified retirement plan?
- c** Participate in, or receive payment from, an equity-based compensation arrangement?

If "Yes" to any of lines 4a–c, list the persons and provide the applicable amounts for each item in Part III.

Only section 501(c)(3), 501(c)(4), and 501(c)(29) organizations must complete lines 5–9.

5 For persons listed on Form 990, Part VII, Section A, line 1a, did the organization pay or accrue any compensation contingent on the revenues of:

- a** The organization?
- b** Any related organization?
- If "Yes" on line 5a or 5b, describe in Part III.

6 For persons listed on Form 990, Part VII, Section A, line 1a, did the organization pay or accrue any compensation contingent on the net earnings of:

- a** The organization?
- b** Any related organization?
- If "Yes" on line 6a or 6b, describe in Part III.

7 For persons listed on Form 990, Part VII, Section A, line 1a, did the organization provide any nonfixed payments not described on lines 5 and 6? If "Yes," describe in Part III

8 Were any amounts reported on Form 990, Part VII, paid or accrued pursuant to a contract that was subject to the initial contract exception described in Regulations section 53.4958-4(a)(3)? If "Yes," describe in Part III

9 If "Yes" on line 8, did the organization also follow the rebuttable presumption procedure described in Regulations section 53.4958-6(c)?

	Yes	No
1a		
1b		
2		
3		
4a		X
4b		X
4c		X
5a		X
5b		X
6a		X
6b		X
7		X
8		X
9		

Part II Officers, Directors, Trustees, Key Employees, and Highest Compensated Employees. Use duplicate copies if additional space is needed.

For each individual whose compensation must be reported on Schedule J, report compensation from the organization on row (i) and from related organizations, described in the instructions, on row (ii). Do not list any individuals that aren't listed on Form 990, Part VII.

Note: The sum of columns (B)(i)-(iii) for each listed individual must equal the total amount of Form 990, Part VII, Section A, line 1a, applicable column (D) and (E) amounts for that individual.

Table with 8 main columns: (A) Name and Title, (B) Breakdown of W-2 and/or 1099-MISC compensation (sub-columns: (i) Base compensation, (ii) Bonus & incentive compensation, (iii) Other reportable compensation), (C) Retirement and other deferred compensation, (D) Nontaxable benefits, (E) Total of columns (B)(i)-(D), (F) Compensation in column (B) reported as deferred on prior Form 990. Row 1: Joe Whitworth, President, Base 196,834, Bonus 0, Other 0, Retirement 20,452, Nontaxable 0, Total 217,286, Deferred 0.

SCHEDULE O
(Form 990 or 990-EZ)Department of the Treasury
Internal Revenue Service**Supplemental Information to Form 990 or 990-EZ**Complete to provide information for responses to specific questions on
Form 990 or 990-EZ or to provide any additional information.

▶ Attach to Form 990 or 990-EZ.

▶ Go to www.irs.gov/Form990 for the latest information.

OMB No. 1545-0047

2017**Open to Public
Inspection**

Name of the organization

The Freshwater Trust

Employer identification number

**** - ***3521****Form 990, Part VI, Line 11b - Organization's Process to Review Form 990**

A copy of the return is provided to the finance officer
and board treasurer for review and approval prior to preparation for
filing.

Form 990, Part VI, Line 12c - Enforcement of Conflicts Policy

Each director, principal officer, and member of a committee with governing
board delegated powers shall annually sign a statement which affirms such
person: has received a copy of the organization's conflicts of interest
policy; has read and understands the policy; and has agreed to comply with
the policy.

Form 990, Part VI, Line 15a - Compensation Process for Top Official

The board of directors determines compensation for organization's
executive.

Form 990, Part VI, Line 15b - Compensation Process for Officers

Executive determines compensation for all other senior
staff based on budgets and prevailing wages in the marketplace.

Form 990, Part VI, Line 19 - Governing Documents Disclosure Explanation

The organization's governing documents are made available for public
inspection upon request from the party seeking access.

Form 990, Part XI, Line 9 - Other Changes in Net Assets Explanation

Name of the organization

Employer identification number

The Freshwater Trust

**** - ***3521**

Fundraising expense \$ 253,629

Fundraising expenses \$ -253,629

Prior period adjustment:

Management identified that the prior accounting treatment of certain Water Quality Trading contracts with future stewardship commitments was incorrectly recognized between 2015 and 2015 resulting in an overstatement of reported revenues and net assets. The Organization recorded a cumulative reduction to beginning net assets of \$2,211,289 as of January 1, 2016 to correct the accounting treatment related to the Organization's Water Quality Trading revenues and net assets for the periods 2012 through 2015. A corresponding adjustment was made to increase deferred revenues at January 1, 2016 to recognize future revenues to be earned as stewardship commitments are satisfied.

Form **4562**

Depreciation and Amortization

OMB No. 1545-0172

(Including Information on Listed Property)

2017

Department of the Treasury
Internal Revenue Service (99)

▶ Attach to your tax return.

Attachment Sequence No. **179**

▶ Go to www.irs.gov/Form4562 for instructions and the latest information.

Name(s) shown on return

The Freshwater Trust

Identifying number

**** - *** 3521**

Business or activity to which this form relates

Indirect Depreciation

Part I Election To Expense Certain Property Under Section 179

Note: If you have any listed property, complete Part V before you complete Part I.

1	Maximum amount (see instructions)	1	510,000
2	Total cost of section 179 property placed in service (see instructions)	2	
3	Threshold cost of section 179 property before reduction in limitation (see instructions)	3	2,030,000
4	Reduction in limitation. Subtract line 3 from line 2. If zero or less, enter -0-	4	
5	Dollar limitation for tax year. Subtract line 4 from line 1. If zero or less, enter -0-. If married filing separately, see instructions	5	
6	(a) Description of property	(b) Cost (business use only)	(c) Elected cost
7	Listed property. Enter the amount from line 29	7	
8	Total elected cost of section 179 property. Add amounts in column (c), lines 6 and 7	8	
9	Tentative deduction. Enter the smaller of line 5 or line 8	9	
10	Carryover of disallowed deduction from line 13 of your 2016 Form 4562	10	
11	Business income limitation. Enter the smaller of business income (not less than zero) or line 5 (see instructions)	11	
12	Section 179 expense deduction. Add lines 9 and 10, but don't enter more than line 11	12	
13	Carryover of disallowed deduction to 2018. Add lines 9 and 10, less line 12	▶ 13	

Note: Don't use Part II or Part III below for listed property. Instead, use Part V.

Part II Special Depreciation Allowance and Other Depreciation (Don't include listed property.) (See instructions.)

14	Special depreciation allowance for qualified property (other than listed property) placed in service during the tax year (see instructions)	14	
15	Property subject to section 168(f)(1) election	15	
16	Other depreciation (including ACRS)	16	201,612

Part III MACRS Depreciation (Don't include listed property.) (See instructions.)

Section A

17	MACRS deductions for assets placed in service in tax years beginning before 2017	17	772
18	If you are electing to group any assets placed in service during the tax year into one or more general asset accounts, check here	▶ <input type="checkbox"/>	

Section B—Assets Placed in Service During 2017 Tax Year Using the General Depreciation System

(a) Classification of property	(b) Month and year placed in service	(c) Basis for depreciation (business/investment use only—see instructions)	(d) Recovery period	(e) Convention	(f) Method	(g) Depreciation deduction
19a 3-year property						
b 5-year property						
c 7-year property						
d 10-year property						
e 15-year property						
f 20-year property						
g 25-year property			25 yrs.		S/L	
h Residential rental property			27.5 yrs.	MM	S/L	
i Nonresidential real property			39 yrs.	MM	S/L	

Section C—Assets Placed in Service During 2017 Tax Year Using the Alternative Depreciation System

20a Class life					S/L	
b 12-year			12 yrs.		S/L	
c 40-year			40 yrs.	MM	S/L	

Part IV Summary (See instructions.)

21	Listed property. Enter amount from line 28	21	
22	Total. Add amounts from line 12, lines 14 through 17, lines 19 and 20 in column (g), and line 21. Enter here and on the appropriate lines of your return. Partnerships and S corporations—see instructions	22	202,384
23	For assets shown above and placed in service during the current year, enter the portion of the basis attributable to section 263A costs	23	

For Paperwork Reduction Act Notice, see separate instructions.

Form **4562** (2017)

** - ***3521

Federal Asset Report

FYE: 12/31/2017

Form 990, Page 1

Asset	Description	Date In Service	Cost	Bus %	Sec 179 Bonus	Basis for Depr	PerConv Meth	Prior	Current
Prior MACRS:									
556	Improvements to Yamhill	3/01/06	7,500			7,500	15 HY 150DB	5,507	443
571	Lockers	10/16/08	475		X	237	7 MQ200DB	475	0
572	Refrigerator	3/04/08	299		X	149	7 MQ200DB	299	0
583	Refrigerator, 2nd floor	9/17/08	339		X	169	7 MQ200DB	339	0
596	Telemetry Equipment - Indian Ford	10/01/08	1,524			1,524	3 MQ S/L	1,524	0
598	Telemetry Equipment&Serv - Calapooia Riv	10/01/08	3,238			3,238	3 MQ S/L	3,238	0
600	Telemetry Equip&Serv - Indian Ford	10/01/08	507			507	3 MQ S/L	507	0
601	Water Level Logger w/temp option	10/01/08	463			463	3 MQ200DB	463	0
603	2 LT Levelogger Gold and 1 Comm Package	10/01/08	1,067			1,067	5 MQ S/L	1,067	0
604	2 LT Barologger Gold purch from Solinst	10/01/08	731			731	5 MQ S/L	731	0
605	2 SonTec Deluxe Rod 4ft & Flow Track Hand	10/01/08	12,851			12,851	5 MQ S/L	12,851	0
606	Telemetry Equipment & Serv- John Day	10/01/08	2,354			2,354	5 MQ S/L	2,354	0
611	Solar Panels, Antennas & Transducer: Sutro	10/01/08	1,270			1,270	5 MQ S/L	1,270	0
612	Radio receivers/Fish Transmitters & cables	10/01/08	29,160			29,160	5 MQ S/L	29,160	0
613	Office Buildout	10/20/09	6,587			6,587	15 HY S/L	6,258	329
			<u>68,365</u>			<u>67,807</u>		<u>66,043</u>	<u>772</u>

Other Depreciation:

578	Raiser's Edge Software	7/16/08	2,052		X	1,026	3 MO Amort	2,052	0
615	2nd Floor Office Buildout	6/30/10	2,512			2,512	15 MO S/L	2,218	168
616	ESRI software (GIS)	1/28/11	2,200			2,200	3 MO S/L	2,200	0
617	Aquarius Workstation license	4/15/11	2,000			2,000	3 MO S/L	2,000	0
618	Rating Curve Value Pack	4/15/11	3,000			3,000	3 MO S/L	3,000	0
619	New Telephones	10/05/11	3,371			3,371	7 MO S/L	2,528	482
620	ArcView Software	12/18/11	2,300			2,300	3 MO S/L	2,300	0
622	3 Computer Monitors	7/14/11	294			294	5 MO S/L	294	0
623	2 Lenovo Laptops G575	8/26/11	600			600	5 MO S/L	600	0
624	4 Lenovo Laptops G575	8/24/11	1,200			1,200	5 MO S/L	1,200	0
626	20" LCD Monitor	12/08/11	90			90	5 MO S/L	90	0
627	Metroline phones	2/28/12	623			623	3 MO S/L	623	0
628	Laptops (4)	3/14/12	1,480			1,480	3 MO S/L	1,480	0
629	PPI rent to own data collector/station	3/29/12	1,434			1,434	3 MO S/L	1,434	0
630	PPI rent to own data collector/station	4/27/12	1,400			1,400	3 MO S/L	1,400	0
631	4 G570 Pentium Laptops	5/14/12	1,320			1,320	3 MO S/L	1,320	0
632	PPI rent to own data collector/station	6/28/12	1,166			1,166	3 MO S/L	1,166	0
633	Data collector	6/29/12	2,599			2,599	3 MO S/L	2,599	0
634	ArcGIS Online Level 1	8/03/12	1,250			1,250	3 MO S/L	1,250	0
635	laptop for Wiggington	10/15/12	370			370	3 MO S/L	370	0
636	laptop 2nd floor conference room	11/06/12	270			270	3 MO S/L	270	0
637	ArcGIS Online Level 1	11/17/12	1,140			1,140	3 MO S/L	1,140	0
638	Second floor cubicles	4/25/12	19,135			19,135	5 MO S/L	17,859	1,276
639	third floor office window addition	8/12/12	1,014			1,014	5 MO S/L	896	118
640	computers, software	3/29/12	2,530			2,530	3 MO S/L	2,530	0
641	Aquarius Server Client Access License	5/23/12	1,500			1,500	3 MO S/L	1,500	0
642	Aquarius Hydrometric Workstation	5/23/12	1,250			1,250	3 MO S/L	1,250	0
643	Aquarius Server Client Access License	5/23/12	2,500			2,500	3 MO S/L	2,500	0
644	Television for conference room	6/22/12	1,100			1,100	5 MO S/L	990	110
646	Office furniture	5/17/13	2,135			2,135	7 MO S/L	1,093	305
647	Desks and cabinets (7)	5/31/13	2,080			2,080	7 MO S/L	1,065	297
648	Used conference table and chairs	6/06/13	800			800	7 MO S/L	410	114
650	2 GPS units	2/25/13	5,950			5,950	3 MO S/L	5,950	0
651	iPad for sales department	2/26/13	730			730	3 MO S/L	730	0
652	ArcPad 10 software	2/26/13	1,260			1,260	3 MO S/L	1,260	0
653	Pavilion lap top	3/14/13	430			430	3 MO S/L	430	0
657	Dell computer	6/20/13	750			750	3 MO S/L	750	0
658	3 conference room phones	6/20/13	1,662			1,662	3 MO S/L	1,662	0
659	60" tv east office	7/10/13	800			800	3 MO S/L	800	0
660	Computer - east office	7/10/13	490			490	3 MO S/L	490	0
661	server equipment	9/01/13	6,503			6,503	3 MO S/L	6,503	0
662	Computer - Eugene	8/13/13	450			450	3 MO S/L	450	0
663	Computer - monitoring department	8/14/13	500			500	3 MO S/L	500	0
664	Computers	9/30/13	1,042			1,042	3 MO S/L	1,042	0
665	lap tops Scott and Danielle	10/05/13	900			900	3 MO S/L	900	0
667	Dell computer	11/06/13	780			780	3 MO S/L	780	0
668	computer	11/06/13	837			837	3 MO S/L	837	0
669	computer	11/07/13	779			779	3 MO S/L	779	0
670	ArcGIS	12/19/13	2,250			2,250	3 MO S/L	2,250	0

-*3521

Federal Asset Report

FYE: 12/31/2017

Form 990, Page 1

Asset	Description	Date In Service	Cost	Bus %	Sec 179	Bonus	Basis for Depr	PerConv Meth	Prior	Current
671	fiber optic cable	6/03/13	2,580				2,580	3 MO S/L	2,580	0
672	artwork	1/30/14	1,200				1,200	7 MO S/L	500	171
673	Hardware warranty extension	1/16/14	650				650	5 MO S/L	379	130
674	Dell computer	1/31/14	1,647				1,647	5 MO S/L	961	329
675	Dell computer	1/31/14	619				619	5 MO S/L	361	124
676	iPad - Streambank	2/05/14	729				729	3 MO S/L	709	20
677	10 Monitors, 1 APC backup	2/11/14	1,600				1,600	5 MO S/L	933	320
678	10 laptops (replacement for theft)	2/19/14	5,738				5,738	5 MO S/L	3,251	1,148
679	Dell Computer	2/20/14	710				710	5 MO S/L	402	142
680	Camera and memory card (Denis)	2/27/14	654				654	5 MO S/L	371	130
681	iPad Streambank	3/08/14	599				599	3 MO S/L	566	33
682	iPad Streambank	3/17/14	599				599	3 MO S/L	549	50
683	Dell computer	4/12/14	779				779	5 MO S/L	428	156
684	Dell computer	4/12/14	2,945				2,945	5 MO S/L	1,620	589
685	TV monitor, 5 computer monitors	4/16/14	1,870				1,870	5 MO S/L	997	374
686	iPad Streambank	5/03/14	587				587	3 MO S/L	522	65
687	iPad Streambank	5/03/14	587				587	3 MO S/L	522	65
688	4 Computers for Flow Department	5/23/14	3,116				3,116	5 MO S/L	1,610	623
689	iPad Monitoring Rogue	7/11/14	587				587	3 MO S/L	489	98
690	MS Office 2013 and MS Exchange server software	8/05/14	1,596				1,596	3 MO S/L	1,286	310
691	Microsoft store computer Alan	10/08/14	1,736				1,736	5 MO S/L	781	347
692	ArcGIS Online Level 1	10/30/14	1,250				1,250	3 MO S/L	903	347
693	ArcGIS license and admin fee	10/30/14	1,000				1,000	3 MO S/L	722	278
694	Streambank Software	1/01/14	1,025,407				1,025,407	10 MO Amort	307,622	102,541
695	bike racks	1/30/15	262				262	7 MO S/L	72	37
696	wire shelving	2/11/15	605				605	7 MO S/L	166	86
697	Boise office furniture	2/24/15	5,830				5,830	7 MO S/L	1,527	833
698	partitions Ashland office	9/09/15	5,935				5,935	7 MO S/L	1,130	848
699	Primozech computer	1/14/15	1,618				1,618	3 MO S/L	1,079	539
700	Dell computer for Aaron	2/10/15	468				468	3 MO S/L	299	156
701	phones for Boise office	3/24/15	1,334				1,334	7 MO S/L	334	190
702	backup laptop	3/25/15	499				499	3 MO S/L	291	166
703	Haley computer	3/25/15	549				549	3 MO S/L	320	183
704	Boise office photos	3/25/15	824				824	7 MO S/L	206	118
705	Website redevelopment costs	11/24/15	53,262				53,262	3 MO S/L	20,713	17,754
706	Boise conf room computer and tv	4/11/15	1,000				1,000	3 MO S/L	583	334
707	GoPro camera and accessories	4/28/15	555				555	3 MO S/L	308	185
708	2012 Chevy Traverse	5/08/15	19,425				19,425	5 MO S/L	6,475	3,885
709	Computer	6/19/15	920				920	3 MO S/L	460	307
710	Subaru Forester	7/06/15	15,362				15,362	5 MO S/L	4,609	3,072
711	Laptops for Kate and Jacquelyn	7/16/15	1,198				1,198	3 MO S/L	566	399
712	Laptop for Meg	7/21/15	549				549	3 MO S/L	259	183
713	Laptops	8/19/15	1,587				1,587	3 MO S/L	705	529
714	Desktop computer	8/27/15	579				579	3 MO S/L	257	193
715	Elliot desktop	9/30/15	699				699	3 MO S/L	291	233
716	Primozech iphone	11/10/15	784				784	3 MO S/L	305	261
717	Joe Whitworth Surface tablet	11/30/15	1,149				1,149	3 MO S/L	415	383
718	Art for 700 SW Taylor	12/08/15	496				496	7 MO S/L	77	70
719	Office furniture 700 SW Taylor	12/15/15	2,136				2,136	7 MO S/L	331	305
720	TV for 700 SW Taylor	12/15/15	2,500				2,500	3 MO S/L	903	833
721	Smith CFI furniture	12/18/15	23,801				23,801	7 MO S/L	3,400	3,400
722	Office design 700 SW Taylor	10/31/15	51,522				51,522	10 MO S/L	6,011	5,152
723	Vintage furniture 700 SW Taylor	12/23/15	4,900				4,900	7 MO S/L	700	700
724	Office TimeSheet Software	2/25/15	2,885				2,885	3 MO S/L	1,843	962
725	Aquarius hydrometric workstation	5/20/15	2,250				2,250	3 MO S/L	1,188	750
726	Desktop Brian	4/13/15	871				871	3 MO S/L	508	291
727	StreamBank monitoring application	6/01/15	83,820				83,820	0 -- Memo	0	0
728	Path Construction	12/01/15	108,762				108,762	10 MO S/L	11,783	10,876
729	Office chair - Sacramento	1/28/16	796				796	7 MO S/L	104	114
730	Long Live the Pacific Coho banner	11/23/16	800				800	7 MO S/L	10	114
731	Cell phone - JSW	1/27/16	598				598	3 MO S/L	183	199
732	Microsoft 43	3/26/16	1,729				1,729	3 MO S/L	432	577
733	Sacramento office computer for Erik	4/14/16	1,359				1,359	3 MO S/L	340	453
734	2 field monitoring ipads	6/08/16	1,198				1,198	3 MO S/L	233	399
735	Office construction, net	5/26/16	151,922				151,922	10 MO S/L	8,862	15,192
736	B&H photo	1/13/16	1,024				1,024	7 MO S/L	146	147
737	Furniture from Rejuvenation	1/27/16	1,760				1,760	7 MO S/L	230	252
738	TV Mount - Boise office	3/15/16	300				300	7 MO S/L	36	43
739	Game table for game room	3/19/16	795				795	7 MO S/L	85	114
740	Beer tap supplies	3/25/16	392				392	7 MO S/L	42	56
741	Storage room shelving	3/29/16	835				835	7 MO S/L	89	120

-*3521

Federal Asset Report

FYE: 12/31/2017

Form 990, Page 1

Asset	Description	Date In Service	Cost	Bus %	Sec 179Bonus	Basis for Depr	PerConv Meth	Prior	Current
742	2 TVs for Taylor location	3/30/16	1,000			1,000	7 MO S/L	107	143
743	Speakers Taylor location	3/31/16	398			398	7 MO S/L	43	57
744	Lighting fixtures Taylor location	4/11/16	1,020			1,020	7 MO S/L	109	146
745	Misc furniture - Amazon	3/30/16	1,735			1,735	7 MO S/L	186	248
746	Furniture from City Home	3/08/16	1,784			1,784	7 MO S/L	212	255
747	Lumber for desks	3/03/16	194			194	7 MO S/L	23	28
748	TV mount for door display	4/06/16	170			170	7 MO S/L	18	24
749	Smith CFI - furniture	3/22/16	42,268			42,268	7 MO S/L	4,529	6,038
750	2 tall chairs for JSW office	3/30/16	568			568	7 MO S/L	61	81
751	SRM Architecture	5/31/16	9,284			9,284	7 MO S/L	774	1,326
752	Geezer Gallery light and sculpture	3/23/16	14,522			14,522	7 MO S/L	1,556	2,075
753	Brokers fees	1/29/16	30,080			30,080	10 MO S/L	2,757	3,008
754	Painting for sublease - 3rd floor	3/01/16	7,000			7,000	10 MO S/L	583	700
755	Suite 200 improvements for sublease	12/19/16	3,638			3,638	10 MO S/L	0	364
756	Streambank application development	6/01/16	68,000			68,000	0 -- Memo	0	0
757	Joe W. Computer	1/06/17	3,300			3,300	3 MO S/L	0	1,100
758	Kaola and Karin computers	2/24/17	1,198			1,198	3 MO S/L	0	333
759	Dave Atchison computer	3/31/17	832			832	3 MO S/L	0	208
760	Restoration Boat	5/31/17	12,600			12,600	10 MO S/L	0	735
761	Sharon Petras computer	8/06/17	995			995	3 MO S/L	0	138
762	Boat Motor	8/18/17	6,999			6,999	10 MO S/L	0	233
763	Monitoring Equipment	8/03/17	7,009			7,009	3 MO S/L	0	973
764	Computer - Idaho Staff	8/06/17	1,054			1,054	3 MO S/L	0	146
765	Streambank application development	6/01/17	110,474			110,474	0 -- Memo	0	0
	Total Other Depreciation		<u>2,040,179</u>			<u>2,039,153</u>		<u>506,668</u>	<u>201,612</u>
	Total ACRS and Other Depreciation		<u>2,040,179</u>			<u>2,039,153</u>		<u>506,668</u>	<u>201,612</u>
	Grand Totals		2,108,544			2,106,960		572,711	202,384
	Less: Dispositions and Transfers		0			0		0	0
	Less: Start-up/Org Expense		0			0		0	0
	Net Grand Totals		<u>2,108,544</u>			<u>2,106,960</u>		<u>572,711</u>	<u>202,384</u>

-*3521

OR Asset Report

FYE: 12/31/2017

Form 990, Page 1

Asset	Description	Date In Service	Cost	Basis for Depr	OR Prior	OR Current	Federal Current	Difference Fed - OR
Prior MACRS:								
556	Improvements to Yamhill	3/01/06	7,500	7,500	5,507	443	443	0
571	Lockers	10/16/08	475	237	475	0	0	0
572	Refrigerator	3/04/08	299	149	299	0	0	0
583	Refrigerator, 2nd floor	9/17/08	339	169	339	0	0	0
596	Telemetry Equipment - Indian Ford	10/01/08	1,524	1,524	1,524	0	0	0
598	Telemetry Equipment&Serv - Calapooia Riv	10/01/08	3,238	3,238	3,238	0	0	0
600	Telemetry Equip&Serv - Indian Ford	10/01/08	507	507	507	0	0	0
601	Water Level Logger w/temp option	10/01/08	463	463	463	0	0	0
603	2 LT Levelogger Gold and 1 Comm Package	10/01/08	1,067	1,067	1,067	0	0	0
604	2 LT Barologger Gold purch from Solinst	10/01/08	731	731	731	0	0	0
605	2 SonTec Deluxe Rod 4ft & Flow Track Hand	10/01/08	12,851	12,851	12,851	0	0	0
606	Telemetry Equipment & Serv- John Day	10/01/08	2,354	2,354	2,354	0	0	0
611	Solar Panels, Antennas & Transducer: Sutro	10/01/08	1,270	1,270	1,270	0	0	0
612	Radio receivers/Fish Transmitters & cables	10/01/08	29,160	29,160	29,160	0	0	0
613	Office Buildout	10/20/09	6,587	6,587	3,293	440	329	-111
622	3 Computer Monitors	7/14/11	294	294	294	0	0	0
623	2 Lenovo Laptops G575	8/26/11	600	600	600	0	0	0
624	4 Lenovo Laptops G575	8/24/11	1,200	1,200	1,200	0	0	0
626	20" LCD Monitor	12/08/11	90	90	90	0	0	0
			<u>70,549</u>	<u>69,991</u>	<u>65,262</u>	<u>883</u>	<u>772</u>	<u>-111</u>
Other Depreciation:								
578	Raiser's Edge Software	7/16/08	2,052	1,026	2,052	0	0	0
615	2nd Floor Office Buildout	6/30/10	2,512	2,512	1,088	168	168	0
616	ESRI software (GIS)	1/28/11	2,200	2,200	2,200	0	0	0
617	Aquarius Workstation license	4/15/11	2,000	2,000	2,000	0	0	0
618	Rating Curve Value Pack	4/15/11	3,000	3,000	3,000	0	0	0
619	New Telephones	10/05/11	3,371	3,371	2,528	482	482	0
620	ArcView Software	12/18/11	2,300	2,300	2,300	0	0	0
627	Metroline phones	2/28/12	623	623	623	0	0	0
628	Laptops (4)	3/14/12	1,480	1,480	1,480	0	0	0
629	PPI rent to own data collector/station	3/29/12	1,434	1,434	1,434	0	0	0
630	PPI rent to own data collector/station	4/27/12	1,400	1,400	1,400	0	0	0
631	4 G570 Pentium Laptops	5/14/12	1,320	1,320	1,320	0	0	0
632	PPI rent to own data collector/station	6/28/12	1,166	1,166	1,166	0	0	0
633	Data collector	6/29/12	2,599	2,599	2,599	0	0	0
634	ArcGIS Online Level 1	8/03/12	1,250	1,250	1,250	0	0	0
635	laptop for Wiggington	10/15/12	370	370	370	0	0	0
636	laptop 2nd floor conference room	11/06/12	270	270	270	0	0	0
637	ArcGIS Online Level 1	11/17/12	1,140	1,140	1,140	0	0	0
638	Second floor cubicles	4/25/12	19,135	19,135	17,859	1,276	1,276	0
639	third floor office window addition	8/12/12	1,014	1,014	896	118	118	0
640	computers, software	3/29/12	2,530	2,530	2,530	0	0	0
641	Aquarius Server Client Access License	5/23/12	1,500	1,500	1,500	0	0	0
642	Aquarius Hydrometric Workstation	5/23/12	1,250	1,250	1,250	0	0	0
643	Aquarius Server Client Access License	5/23/12	2,500	2,500	2,500	0	0	0
644	Television for conference room	6/22/12	1,100	1,100	990	110	110	0
646	Office furniture	5/17/13	2,135	2,135	1,093	305	305	0
647	Desks and cabinets (7)	5/31/13	2,080	2,080	1,065	297	297	0
648	Used conference table and chairs	6/06/13	800	800	410	114	114	0
650	2 GPS units	2/25/13	5,950	5,950	5,950	0	0	0
651	iPad for sales department	2/26/13	730	730	730	0	0	0
652	ArcPad 10 software	2/26/13	1,260	1,260	1,260	0	0	0
653	Pavilion lap top	3/14/13	430	430	430	0	0	0
657	Dell computer	6/20/13	750	750	750	0	0	0
658	3 conference room phones	6/20/13	1,662	1,662	1,662	0	0	0
659	60" tv east office	7/10/13	800	800	800	0	0	0
660	Computer - east office	7/10/13	490	490	490	0	0	0
661	server equipment	9/01/13	6,503	6,503	6,503	0	0	0
662	Computer - Eugene	8/13/13	450	450	450	0	0	0
663	Computer - monitoring department	8/14/13	500	500	500	0	0	0
664	Computers	9/30/13	1,042	1,042	1,042	0	0	0
665	lap tops Scott and Danielle	10/05/13	900	900	900	0	0	0
667	Dell computer	11/06/13	780	780	780	0	0	0
668	computer	11/06/13	837	837	837	0	0	0
669	computer	11/07/13	779	779	779	0	0	0
670	ArcGIS	12/19/13	2,250	2,250	2,250	0	0	0

-*3521

OR Asset Report

FYE: 12/31/2017

Form 990, Page 1

Asset	Description	Date In Service	Cost	Basis for Depr	OR Prior	OR Current	Federal Current	Difference Fed - OR
671	fiber optic cable	6/03/13	2,580	2,580	2,580	0	0	0
672	artwork	1/30/14	1,200	1,200	500	171	171	0
673	Hardware warranty extension	1/16/14	650	650	379	130	130	0
674	Dell computer	1/31/14	1,647	1,647	961	329	329	0
675	Dell computer	1/31/14	619	619	361	124	124	0
676	iPad - Streambank	2/05/14	729	729	709	20	20	0
677	10 Monitors, 1 APC backup	2/11/14	1,600	1,600	933	320	320	0
678	10 laptops (replacement for theft)	2/19/14	5,738	5,738	3,251	1,148	1,148	0
679	Dell Computer	2/20/14	710	710	402	142	142	0
680	Camera and memory card (Denis)	2/27/14	654	654	371	130	130	0
681	iPad Streambank	3/08/14	599	599	566	33	33	0
682	iPad Streambank	3/17/14	599	599	549	50	50	0
683	Dell computer	4/12/14	779	779	428	156	156	0
684	Dell computer	4/12/14	2,945	2,945	1,620	589	589	0
685	TV monitor, 5 computer monitors	4/16/14	1,870	1,870	997	374	374	0
686	iPad Streambank	5/03/14	587	587	522	65	65	0
687	iPad Streambank	5/03/14	587	587	522	65	65	0
688	4 Computers for Flow Department	5/23/14	3,116	3,116	1,610	623	623	0
689	iPad Monitoring Rogue	7/11/14	587	587	489	98	98	0
690	MS Office 2013 and MS Exchange server software	8/05/14	1,596	1,596	1,286	310	310	0
691	Microsoft store computer Alan	10/08/14	1,736	1,736	781	347	347	0
692	ArcGIS Online Level 1	10/30/14	1,250	1,250	903	347	347	0
693	ArcGIS license and admin fee	10/30/14	1,000	1,000	722	278	278	0
694	Streambank Software	1/01/14	0	0	0	0	102,541	102,541
695	bike racks	1/30/15	262	262	72	37	37	0
696	wire shelving	2/11/15	605	605	166	86	86	0
697	Boise office furniture	2/24/15	5,830	5,830	1,527	833	833	0
698	partitions Ashland office	9/09/15	5,935	5,935	1,130	848	848	0
699	Primozech computer	1/14/15	1,618	1,618	1,079	539	539	0
700	Dell computer for Aaron	2/10/15	468	468	299	156	156	0
701	phones for Boise office	3/24/15	1,334	1,334	334	190	190	0
702	backup laptop	3/25/15	499	499	291	166	166	0
703	Haley computer	3/25/15	549	549	320	183	183	0
704	Boise office photos	3/25/15	824	824	206	118	118	0
705	Website redevelopment costs	11/24/15	53,262	53,262	20,713	17,754	17,754	0
706	Boise conf room computer and tv	4/11/15	1,000	1,000	583	334	334	0
707	GoPro camera and accessories	4/28/15	555	555	308	185	185	0
708	2012 Chevy Traverse	5/08/15	19,425	19,425	6,475	3,885	3,885	0
709	Computer	6/19/15	920	920	460	307	307	0
710	Subaru Forester	7/06/15	15,362	15,362	4,609	3,072	3,072	0
711	Laptops for Kate and Jacquelyn	7/16/15	1,198	1,198	566	399	399	0
712	Laptop for Meg	7/21/15	549	549	259	183	183	0
713	Laptops	8/19/15	1,587	1,587	705	529	529	0
714	Desktop computer	8/27/15	579	579	257	193	193	0
715	Elliot desktop	9/30/15	699	699	291	233	233	0
716	Primozech iphone	11/10/15	784	784	305	261	261	0
717	Joe Whitworth Surface tablet	11/30/15	1,149	1,149	415	383	383	0
718	Art for 700 SW Taylor	12/08/15	496	496	77	70	70	0
719	Office furniture 700 SW Taylor	12/15/15	2,136	2,136	331	305	305	0
720	TV for 700 SW Taylor	12/15/15	2,500	2,500	903	833	833	0
721	Smith CFI furniture	12/18/15	23,801	23,801	3,400	3,400	3,400	0
722	Office design 700 SW Taylor	10/31/15	51,522	51,522	6,011	5,152	5,152	0
723	Vintage furniture 700 SW Taylor	12/23/15	4,900	4,900	700	700	700	0
724	Office TimeSheet Software	2/25/15	2,885	2,885	1,843	962	962	0
725	Aquarius hydrometric workstation	5/20/15	2,250	2,250	1,188	750	750	0
726	Desktop Brian	4/13/15	871	871	508	291	291	0
727	StreamBank monitoring application	6/01/15	83,820	83,820	0	0	0	0
728	Path Construction	12/01/15	108,762	108,762	11,783	10,876	10,876	0
729	Office chair - Sacramento	1/28/16	796	796	104	114	114	0
730	Long Live the Pacific Coho banner	11/23/16	800	800	10	114	114	0
731	Cell phone - JSW	1/27/16	598	598	183	199	199	0
732	Microsoft 43	3/26/16	1,729	1,729	432	577	577	0
733	Sacramento office computer for Erik	4/14/16	1,359	1,359	340	453	453	0
734	2 field monitoring ipads	6/08/16	1,198	1,198	233	399	399	0
735	Office construction, net	5/26/16	151,922	151,922	8,862	15,192	15,192	0
736	B&H photo	1/13/16	1,024	1,024	146	147	147	0
737	Furniture from Rejuvenation	1/27/16	1,760	1,760	230	252	252	0
738	TV Mount - Boise office	3/15/16	300	300	36	43	43	0
739	Game table for game room	3/19/16	795	795	85	114	114	0
740	Beer tap supplies	3/25/16	392	392	42	56	56	0
741	Storage room shelving	3/29/16	835	835	89	120	120	0

-*3521

OR Asset Report

FYE: 12/31/2017

Form 990, Page 1

Asset	Description	Date In Service	Cost	Basis for Depr	OR Prior	OR Current	Federal Current	Difference Fed - OR
742	2 TVs for Taylor location	3/30/16	1,000	1,000	107	143	143	0
743	Speakers Taylor location	3/31/16	398	398	43	57	57	0
744	Lighting fixtures Taylor location	4/11/16	1,020	1,020	109	146	146	0
745	Misc furniture - Amazon	3/30/16	1,735	1,735	186	248	248	0
746	Furniture from City Home	3/08/16	1,784	1,784	212	255	255	0
747	Lumber for desks	3/03/16	194	194	23	28	28	0
748	TV mount for door display	4/06/16	170	170	18	24	24	0
749	Smith CFI - furniture	3/22/16	42,268	42,268	4,529	6,038	6,038	0
750	2 tall chairs for JSW office	3/30/16	568	568	61	81	81	0
751	SRM Architecture	5/31/16	9,284	9,284	774	1,326	1,326	0
752	Geezer Gallery light and sculpture	3/23/16	14,522	14,522	1,556	2,075	2,075	0
753	Brokers fees	1/29/16	30,080	30,080	2,757	3,008	3,008	0
754	Painting for sublease - 3rd floor	3/01/16	7,000	7,000	583	700	700	0
755	Suite 200 improvements for sublease	12/19/16	3,638	3,638	0	364	364	0
756	Streambank application development	6/01/16	68,000	68,000	0	0	0	0
757	Joe W. Computer	1/06/17	3,300	3,300	0	1,100	1,100	0
758	Kaola and Karin computers	2/24/17	1,198	1,198	0	333	333	0
759	Dave Atchison computer	3/31/17	832	832	0	208	208	0
760	Restoration Boat	5/31/17	12,600	12,600	0	735	735	0
761	Sharon Petras computer	8/06/17	995	995	0	138	138	0
762	Boat Motor	8/18/17	6,999	6,999	0	233	233	0
763	Monitoring Equipment	8/03/17	7,009	7,009	0	973	973	0
764	Computer - Idaho Staff	8/06/17	1,054	1,054	0	146	146	0
765	Streambank application development	6/01/17	110,474	110,474	0	0	0	0
Total Other Depreciation			<u>1,012,588</u>	<u>1,011,562</u>	<u>195,732</u>	<u>99,071</u>	<u>201,612</u>	<u>102,541</u>
Total ACRS and Other Depreciation			<u>1,012,588</u>	<u>1,011,562</u>	<u>195,732</u>	<u>99,071</u>	<u>201,612</u>	<u>102,541</u>
Grand Totals			1,083,137	1,081,553	260,994	99,954	202,384	102,430
Less: Dispositions			0	0	0	0	0	0
Less: Start-up/Org Expense			0	0	0	0	0	0
Net Grand Totals			<u>1,083,137</u>	<u>1,081,553</u>	<u>260,994</u>	<u>99,954</u>	<u>202,384</u>	<u>102,430</u>

-*3521

CA Asset Report

FYE: 12/31/2017

Form 990, Page 1

Asset	Description	Date In Service	Cost	Basis for Depr	CA Prior	CA Current	Federal Current	Difference Fed - CA
Prior MACRS:								
556	Improvements to Yamhill	3/01/06	7,500	7,500	5,507	443	443	0
571	Lockers	10/16/08	475	475	475	0	0	0
572	Refrigerator	3/04/08	299	299	299	0	0	0
583	Refrigerator, 2nd floor	9/17/08	339	339	339	0	0	0
596	Telemetry Equipment - Indian Ford	10/01/08	1,524	1,524	1,524	0	0	0
598	Telemetry Equipment&Serv - Calapooia Riv	10/01/08	3,238	3,238	3,238	0	0	0
600	Telemetry Equip&Serv - Indian Ford	10/01/08	507	507	507	0	0	0
601	Water Level Logger w/temp option	10/01/08	463	463	463	0	0	0
603	2 LT Levelogger Gold and 1 Comm Package	10/01/08	1,067	1,067	1,067	0	0	0
604	2 LT Barologger Gold purch from Solinst	10/01/08	731	731	731	0	0	0
605	2 SonTec Deluxe Rod 4ft & Flow Track Hand	10/01/08	12,851	12,851	12,851	0	0	0
606	Telemetry Equipment & Serv- John Day	10/01/08	2,354	2,354	2,354	0	0	0
611	Solar Panels, Antennas & Transducer: Sutro	10/01/08	1,270	1,270	1,270	0	0	0
612	Radio receivers/Fish Transmitters & cables	10/01/08	29,160	29,160	29,160	0	0	0
613	Office Buildout	10/20/09	6,587	6,587	3,293	440	329	-111
			<u>68,365</u>	<u>68,365</u>	<u>63,078</u>	<u>883</u>	<u>772</u>	<u>-111</u>
Other Depreciation:								
578	Raiser's Edge Software	7/16/08	2,052	2,052	2,052	0	0	0
615	2nd Floor Office Buildout	6/30/10	2,512	2,512	1,088	168	168	0
616	ESRI software (GIS)	1/28/11	2,200	2,200	2,200	0	0	0
617	Aquarius Workstation license	4/15/11	2,000	2,000	2,000	0	0	0
618	Rating Curve Value Pack	4/15/11	3,000	3,000	3,000	0	0	0
619	New Telephones	10/05/11	3,371	3,371	2,528	482	482	0
620	ArcView Software	12/18/11	2,300	2,300	2,300	0	0	0
622	3 Computer Monitors	7/14/11	294	294	294	0	0	0
623	2 Lenovo Laptops G575	8/26/11	600	600	600	0	0	0
624	4 Lenovo Laptops G575	8/24/11	1,200	1,200	1,200	0	0	0
626	20" LCD Monitor	12/08/11	90	90	90	0	0	0
627	Metroline phones	2/28/12	623	623	623	0	0	0
628	Laptops (4)	3/14/12	1,480	1,480	1,480	0	0	0
629	PPI rent to own data collector/station	3/29/12	1,434	1,434	1,434	0	0	0
630	PPI rent to own data collector/station	4/27/12	1,400	1,400	1,400	0	0	0
631	4 G570 Pentium Laptops	5/14/12	1,320	1,320	1,320	0	0	0
632	PPI rent to own data collector/station	6/28/12	1,166	1,166	1,166	0	0	0
633	Data collector	6/29/12	2,599	2,599	2,599	0	0	0
634	ArcGIS Online Level 1	8/03/12	1,250	1,250	1,250	0	0	0
635	laptop for Wiggington	10/15/12	370	370	370	0	0	0
636	laptop 2nd floor conference room	11/06/12	270	270	270	0	0	0
637	ArcGIS Online Level 1	11/17/12	1,140	1,140	1,140	0	0	0
638	Second floor cubicles	4/25/12	19,135	19,135	17,859	1,276	1,276	0
639	third floor office window addition	8/12/12	1,014	1,014	896	118	118	0
640	computers, software	3/29/12	2,530	2,530	2,530	0	0	0
641	Aquarius Server Client Access License	5/23/12	1,500	1,500	1,500	0	0	0
642	Aquarius Hydrometric Workstation	5/23/12	1,250	1,250	1,250	0	0	0
643	Aquarius Server Client Access License	5/23/12	2,500	2,500	2,500	0	0	0
644	Television for conference room	6/22/12	1,100	1,100	990	110	110	0
646	Office furniture	5/17/13	2,135	2,135	1,093	305	305	0
647	Desks and cabinets (7)	5/31/13	2,080	2,080	1,065	297	297	0
648	Used conference table and chairs	6/06/13	800	800	410	114	114	0
650	2 GPS units	2/25/13	5,950	5,950	5,950	0	0	0
651	iPad for sales department	2/26/13	730	730	730	0	0	0
652	ArcPad 10 software	2/26/13	1,260	1,260	1,260	0	0	0
653	Pavilion lap top	3/14/13	430	430	430	0	0	0
657	Dell computer	6/20/13	750	750	750	0	0	0
658	3 conference room phones	6/20/13	1,662	1,662	1,662	0	0	0
659	60" tv east office	7/10/13	800	800	800	0	0	0
660	Computer - east office	7/10/13	490	490	490	0	0	0
661	server equipment	9/01/13	6,503	6,503	6,503	0	0	0
662	Computer - Eugene	8/13/13	450	450	450	0	0	0
663	Computer - monitoring department	8/14/13	500	500	500	0	0	0
664	Computers	9/30/13	1,042	1,042	1,042	0	0	0
665	lap tops Scott and Danielle	10/05/13	900	900	900	0	0	0
667	Dell computer	11/06/13	780	780	780	0	0	0
668	computer	11/06/13	837	837	837	0	0	0
669	computer	11/07/13	779	779	779	0	0	0
670	ArcGIS	12/19/13	2,250	2,250	2,250	0	0	0

-*3521

CA Asset Report

FYE: 12/31/2017

Form 990, Page 1

Asset	Description	Date In Service	Cost	Basis for Depr	CA Prior	CA Current	Federal Current	Difference Fed - CA
671	fiber optic cable	6/03/13	2,580	2,580	2,580	0	0	0
672	artwork	1/30/14	1,200	1,200	500	171	171	0
673	Hardware warranty extension	1/16/14	650	650	379	130	130	0
674	Dell computer	1/31/14	1,647	1,647	961	329	329	0
675	Dell computer	1/31/14	619	619	361	124	124	0
676	iPad - Streambank	2/05/14	729	729	709	20	20	0
677	10 Monitors, 1 APC backup	2/11/14	1,600	1,600	933	320	320	0
678	10 laptops (replacement for theft)	2/19/14	5,738	5,738	3,251	1,148	1,148	0
679	Dell Computer	2/20/14	710	710	402	142	142	0
680	Camera and memory card (Denis)	2/27/14	654	654	371	130	130	0
681	iPad Streambank	3/08/14	599	599	566	33	33	0
682	iPad Streambank	3/17/14	599	599	549	50	50	0
683	Dell computer	4/12/14	779	779	428	156	156	0
684	Dell computer	4/12/14	2,945	2,945	1,620	589	589	0
685	TV monitor, 5 computer monitors	4/16/14	1,870	1,870	997	374	374	0
686	iPad Streambank	5/03/14	587	587	522	65	65	0
687	iPad Streambank	5/03/14	587	587	522	65	65	0
688	4 Computers for Flow Department	5/23/14	3,116	3,116	1,610	623	623	0
689	iPad Monitoring Rogue	7/11/14	587	587	489	98	98	0
690	MS Office 2013 and MS Exchange server software	8/05/14	1,596	1,596	1,286	310	310	0
691	Microsoft store computer Alan	10/08/14	1,736	1,736	781	347	347	0
692	ArcGIS Online Level 1	10/30/14	1,250	1,250	903	347	347	0
693	ArcGIS license and admin fee	10/30/14	1,000	1,000	722	278	278	0
694	Streambank Software	1/01/14	1,025,407	1,025,407	307,622	102,541	102,541	0
695	bike racks	1/30/15	262	262	72	37	37	0
696	wire shelving	2/11/15	605	605	166	86	86	0
697	Boise office furniture	2/24/15	5,830	5,830	1,527	833	833	0
698	partitions Ashland office	9/09/15	5,935	5,935	1,130	848	848	0
699	Primozech computer	1/14/15	1,618	1,618	1,079	539	539	0
700	Dell computer for Aaron	2/10/15	468	468	299	156	156	0
701	phones for Boise office	3/24/15	1,334	1,334	334	190	190	0
702	backup laptop	3/25/15	499	499	291	166	166	0
703	Haley computer	3/25/15	549	549	320	183	183	0
704	Boise office photos	3/25/15	824	824	206	118	118	0
705	Website redevelopment costs	11/24/15	53,262	53,262	19,233	17,754	17,754	0
706	Boise conf room computer and tv	4/11/15	1,000	1,000	583	334	334	0
707	GoPro camera and accessories	4/28/15	555	555	308	185	185	0
708	2012 Chevy Traverse	5/08/15	19,425	19,425	6,475	3,885	3,885	0
709	Computer	6/19/15	920	920	460	307	307	0
710	Subaru Forester	7/06/15	15,362	15,362	4,609	3,072	3,072	0
711	Laptops for Kate and Jacquelyn	7/16/15	1,198	1,198	566	399	399	0
712	Laptop for Meg	7/21/15	549	549	259	183	183	0
713	Laptops	8/19/15	1,587	1,587	705	529	529	0
714	Desktop computer	8/27/15	579	579	257	193	193	0
715	Elliot desktop	9/30/15	699	699	291	233	233	0
716	Primozech iphone	11/10/15	784	784	305	261	261	0
717	Joe Whitworth Surface tablet	11/30/15	1,149	1,149	415	383	383	0
718	Art for 700 SW Taylor	12/08/15	496	496	77	70	70	0
719	Office furniture 700 SW Taylor	12/15/15	2,136	2,136	331	305	305	0
720	TV for 700 SW Taylor	12/15/15	2,500	2,500	903	833	833	0
721	Smith CFI furniture	12/18/15	23,801	23,801	3,400	3,400	3,400	0
722	Office design 700 SW Taylor	10/31/15	51,522	51,522	6,011	5,152	5,152	0
723	Vintage furniture 700 SW Taylor	12/23/15	4,900	4,900	700	700	700	0
724	Office TimeSheet Software	2/25/15	2,885	2,885	1,763	962	962	0
725	Aquarius hydrometric workstation	5/20/15	2,250	2,250	1,188	750	750	0
726	Desktop Brian	4/13/15	871	871	508	291	291	0
727	StreamBank monitoring application	6/01/15	83,820	83,820	0	0	0	0
728	Path Construction	12/01/15	108,762	108,762	11,783	10,876	10,876	0
729	Office chair - Sacramento	1/28/16	796	796	104	114	114	0
730	Long Live the Pacific Coho banner	11/23/16	800	800	10	114	114	0
731	Cell phone - JSW	1/27/16	598	598	183	199	199	0
732	Microsoft 43	3/26/16	1,729	1,729	432	577	577	0
733	Sacramento office computer for Erik	4/14/16	1,359	1,359	340	453	453	0
734	2 field monitoring ipads	6/08/16	1,198	1,198	233	399	399	0
735	Office construction, net	5/26/16	151,922	151,922	8,862	15,192	15,192	0
736	B&H photo	1/13/16	1,024	1,024	146	147	147	0
737	Furniture from Rejuvenation	1/27/16	1,760	1,760	230	252	252	0
738	TV Mount - Boise office	3/15/16	300	300	36	43	43	0
739	Game table for game room	3/19/16	795	795	85	114	114	0
740	Beer tap supplies	3/25/16	392	392	42	56	56	0
741	Storage room shelving	3/29/16	835	835	89	120	120	0

-*3521

CA Asset Report

FYE: 12/31/2017

Form 990, Page 1

Asset	Description	Date In Service	Cost	Basis for Depr	CA Prior	CA Current	Federal Current	Difference Fed - CA
742	2 TVs for Taylor location	3/30/16	1,000	1,000	107	143	143	0
743	Speakers Taylor location	3/31/16	398	398	43	57	57	0
744	Lighting fixtures Taylor location	4/11/16	1,020	1,020	109	146	146	0
745	Misc furniture - Amazon	3/30/16	1,735	1,735	186	248	248	0
746	Furniture from City Home	3/08/16	1,784	1,784	212	255	255	0
747	Lumber for desks	3/03/16	194	194	23	28	28	0
748	TV mount for door display	4/06/16	170	170	18	24	24	0
749	Smith CFI - furniture	3/22/16	42,268	42,268	4,529	6,038	6,038	0
750	2 tall chairs for JSW office	3/30/16	568	568	61	81	81	0
751	SRM Architecture	5/31/16	9,284	9,284	774	1,326	1,326	0
752	Geezer Gallery light and sculpture	3/23/16	14,522	14,522	1,556	2,075	2,075	0
753	Brokers fees	1/29/16	30,080	30,080	2,757	3,008	3,008	0
754	Painting for sublease - 3rd floor	3/01/16	7,000	7,000	583	700	700	0
755	Suite 200 improvements for sublease	12/19/16	3,638	3,638	0	364	364	0
756	Streambank application development	6/01/16	68,000	68,000	0	0	0	0
757	Joe W. Computer	1/06/17	3,300	3,300	0	1,100	1,100	0
758	Kaola and Karin computers	2/24/17	1,198	1,198	0	333	333	0
759	Dave Atchison computer	3/31/17	832	832	0	208	208	0
760	Restoration Boat	5/31/17	12,600	12,600	0	735	735	0
761	Sharon Petras computer	8/06/17	995	995	0	138	138	0
762	Boat Motor	8/18/17	6,999	6,999	0	233	233	0
763	Monitoring Equipment	8/03/17	7,009	7,009	0	973	973	0
764	Computer - Idaho Staff	8/06/17	1,054	1,054	0	146	146	0
765	Streambank application development	6/01/17	110,474	110,474	0	0	0	0
	Total Other Depreciation		<u>2,040,179</u>	<u>2,040,179</u>	<u>503,978</u>	<u>201,612</u>	<u>201,612</u>	<u>0</u>
	Total ACRS and Other Depreciation		<u>2,040,179</u>	<u>2,040,179</u>	<u>503,978</u>	<u>201,612</u>	<u>201,612</u>	<u>0</u>
	Grand Totals		2,108,544	2,108,544	567,056	202,495	202,384	-111
	Less: Dispositions		0	0	0	0	0	0
	Less: Start-up/Org Expense		0	0	0	0	0	0
	Net Grand Totals		<u>2,108,544</u>	<u>2,108,544</u>	<u>567,056</u>	<u>202,495</u>	<u>202,384</u>	<u>-111</u>

-*3521

Bonus Depreciation Report

FYE: 12/31/2017

Asset	Property Description	Date In Service	Tax Cost	Bus Pct	Tax Sec 179 Exp	Current Bonus	Prior Bonus	Tax - Basis for Depr
Activity: Form 990, Page 1								
578	Raiser's Edge Software	7/16/08	2,052		0	0	1,026	1,026
638	Second floor cubicles	4/25/12	19,135		0	0	0	19,135
639	third floor office window addition	8/12/12	1,014		0	0	0	1,014
571	Lockers	10/16/08	475		0	0	238	237
572	Refrigerator	3/04/08	299		0	0	150	149
583	Refrigerator, 2nd floor	9/17/08	339		0	0	170	169
	Form 990, Page 1		<u>23,314</u>		<u>0</u>	<u>0</u>	<u>1,584</u>	<u>21,730</u>
	Grand Total		<u>23,314</u>		<u>0</u>	<u>0</u>	<u>1,584</u>	<u>21,730</u>

Depreciation Adjustment Report

All Business Activities

AMT
Adjustments/
Preferences

<u>Form</u>	<u>Unit</u>	<u>Asset</u>	<u>Description</u>	<u>Tax</u>	<u>AMT</u>
-------------	-------------	--------------	--------------------	------------	------------

There are no assets that meet the criteria of this report

-*3521

Future Depreciation Report**FYE: 12/31/18**

FYE: 12/31/2017

Form 990, Page 1

Asset	Description	Date In Service	Cost	Tax	AMT
Prior MACRS:					
556	Improvements to Yamhill	3/01/06	7,500	443	0
571	Lockers	10/16/08	475	0	0
572	Refrigerator	3/04/08	299	0	0
583	Refrigerator, 2nd floor	9/17/08	339	0	0
596	Telemetry Equipment - Indian Ford	10/01/08	1,524	0	0
598	Telemetry Equipment&Serv - Calapooia River	10/01/08	3,238	0	0
600	Telemetry Equip&Serv - Indian Ford	10/01/08	507	0	0
601	Water Level Logger w/temp option	10/01/08	463	0	0
603	2 LT Levelogger Gold and 1 Comm Package	10/01/08	1,067	0	0
604	2 LT Barologger Gold purch from Solinst	10/01/08	731	0	0
605	2 SonTec Deluxe Rod 4ft & Flow Track Hand Hel	10/01/08	12,851	0	0
606	Telemetry Equipment & Serv- John Day	10/01/08	2,354	0	0
611	Solar Panels, Antennas & Transducer: Sutron	10/01/08	1,270	0	0
612	Radio receivers/Fish Transmitters & cables	10/01/08	29,160	0	0
613	Office Buildout	10/20/09	6,587	0	0
			<u>68,365</u>	<u>443</u>	<u>0</u>

Other Depreciation:

578	Raiser's Edge Software	7/16/08	2,052	0	0
615	2nd Floor Office Buildout	6/30/10	2,512	126	0
616	ESRI software (GIS)	1/28/11	2,200	0	0
617	Aquarius Workstation license	4/15/11	2,000	0	0
618	Rating Curve Value Pack	4/15/11	3,000	0	0
619	New Telephones	10/05/11	3,371	361	0
620	ArcView Software	12/18/11	2,300	0	0
622	3 Computer Monitors	7/14/11	294	0	0
623	2 Lenovo Laptops G575	8/26/11	600	0	0
624	4 Lenovo Laptops G575	8/24/11	1,200	0	0
626	20" LCD Monitor	12/08/11	90	0	0
627	Metroline phones	2/28/12	623	0	0
628	Laptops (4)	3/14/12	1,480	0	0
629	PPI rent to own data collector/station	3/29/12	1,434	0	0
630	PPI rent to own data collector/station	4/27/12	1,400	0	0
631	4 G570 Pentium Laptops	5/14/12	1,320	0	0
632	PPI rent to own data collector/station	6/28/12	1,166	0	0
633	Data collector	6/29/12	2,599	0	0
634	ArcGIS Online Level 1	8/03/12	1,250	0	0
635	laptop for Wiggington	10/15/12	370	0	0
636	laptop 2nd floor conference room	11/06/12	270	0	0
637	ArcGIS Online Level 1	11/17/12	1,140	0	0
638	Second floor cubicles	4/25/12	19,135	0	0
639	third floor office window addition	8/12/12	1,014	0	0
640	computers, software	3/29/12	2,530	0	0
641	Aquarius Server Client Access License	5/23/12	1,500	0	0
642	Aquarius Hydrometric Workstation	5/23/12	1,250	0	0
643	Aquarius Server Client Access License	5/23/12	2,500	0	0
644	Television for conference room	6/22/12	1,100	0	0
646	Office furniture	5/17/13	2,135	305	0
647	Desks and cabinets (7)	5/31/13	2,080	297	0
648	Used conference table and chairs	6/06/13	800	114	0
650	2 GPS units	2/25/13	5,950	0	0
651	iPad for sales department	2/26/13	730	0	0
652	ArcPad 10 software	2/26/13	1,260	0	0
653	Pavilion lap top	3/14/13	430	0	0
657	Dell computer	6/20/13	750	0	0
658	3 conference room phones	6/20/13	1,662	0	0
659	60" tv east office	7/10/13	800	0	0
660	Computer - east office	7/10/13	490	0	0
661	server equipment	9/01/13	6,503	0	0
662	Computer - Eugene	8/13/13	450	0	0
663	Computer - monitoring department	8/14/13	500	0	0
664	Computers	9/30/13	1,042	0	0
665	lap tops Scott and Danielle	10/05/13	900	0	0
667	Dell computer	11/06/13	780	0	0

Asset	Description	Date In Service	Cost	Tax	AMT
668	computer	11/06/13	837	0	0
669	computer	11/07/13	779	0	0
670	ArcGIS	12/19/13	2,250	0	0
671	fiber optic cable	6/03/13	2,580	0	0
672	artwork	1/30/14	1,200	172	0
673	Hardware warranty extension	1/16/14	650	130	0
674	Dell computer	1/31/14	1,647	330	0
675	Dell computer	1/31/14	619	124	0
676	iPad - Streambank	2/05/14	729	0	0
677	10 Monitors, 1 APC backup	2/11/14	1,600	320	0
678	10 laptops (replacement for theft)	2/19/14	5,738	1,148	0
679	Dell Computer	2/20/14	710	142	0
680	Camera and memory card (Denis)	2/27/14	654	131	0
681	iPad Streambank	3/08/14	599	0	0
682	iPad Streambank	3/17/14	599	0	0
683	Dell computer	4/12/14	779	156	0
684	Dell computer	4/12/14	2,945	589	0
685	TV monitor, 5 computer monitors	4/16/14	1,870	374	0
686	iPad Streambank	5/03/14	587	0	0
687	iPad Streambank	5/03/14	587	0	0
688	4 Computers for Flow Department	5/23/14	3,116	623	0
689	iPad Monitoring Rogue	7/11/14	587	0	0
690	MS Office 2013 and MS Exchange server softwar	8/05/14	1,596	0	0
691	Microsoft store computer Alan	10/08/14	1,736	348	0
692	ArcGIS Online Level 1	10/30/14	1,250	0	0
693	ArcGIS license and admin fee	10/30/14	1,000	0	0
694	Streambank Software	1/01/14	1,025,407	102,541	0
695	bike racks	1/30/15	262	38	0
696	wire shelving	2/11/15	605	87	0
697	Boise office furniture	2/24/15	5,830	833	0
698	partitions Ashland office	9/09/15	5,935	848	0
699	Primozech computer	1/14/15	1,618	0	0
700	Dell computer for Aaron	2/10/15	468	13	0
701	phones for Boise office	3/24/15	1,334	191	0
702	backup laptop	3/25/15	499	42	0
703	Haley computer	3/25/15	549	46	0
704	Boise office photos	3/25/15	824	118	0
705	Website redevelopment costs	11/24/15	53,262	14,795	0
706	Boise conf room computer and tv	4/11/15	1,000	83	0
707	GoPro camera and accessories	4/28/15	555	62	0
708	2012 Chevy Traverse	5/08/15	19,425	3,885	0
709	Computer	6/19/15	920	153	0
710	Subaru Forester	7/06/15	15,362	3,072	0
711	Laptops for Kate and Jacquelyn	7/16/15	1,198	233	0
712	Laptop for Meg	7/21/15	549	107	0
713	Laptops	8/19/15	1,587	353	0
714	Desktop computer	8/27/15	579	129	0
715	Elliot desktop	9/30/15	699	175	0
716	Primozech iphone	11/10/15	784	218	0
717	Joe Whitworth Surface tablet	11/30/15	1,149	351	0
718	Art for 700 SW Taylor	12/08/15	496	71	0
719	Office furniture 700 SW Taylor	12/15/15	2,136	305	0
720	TV for 700 SW Taylor	12/15/15	2,500	764	0
721	Smith CFI furniture	12/18/15	23,801	3,400	0
722	Office design 700 SW Taylor	10/31/15	51,522	5,152	0
723	Vintage furniture 700 SW Taylor	12/23/15	4,900	700	0
724	Office TimeSheet Software	2/25/15	2,885	80	0
725	Aquarius hydrometric workstation	5/20/15	2,250	312	0
726	Desktop Brian	4/13/15	871	72	0
727	StreamBank monitoring application	6/01/15	83,820	0	0
728	Path Construction	12/01/15	108,762	10,876	0
729	Office chair - Sacramento	1/28/16	796	114	0
730	Long Live the Pacific Coho banner	11/23/16	800	114	0
731	Cell phone - JSW	1/27/16	598	199	0
732	Microsoft 43	3/26/16	1,729	576	0
733	Sacramento office computer for Erik	4/14/16	1,359	453	0
734	2 field monitoring ipads	6/08/16	1,198	400	0
735	Office construction, net	5/26/16	151,922	15,193	0
736	B&H photo	1/13/16	1,024	146	0
737	Furniture from Rejuvenation	1/27/16	1,760	251	0
738	TV Mount - Boise office	3/15/16	300	42	0

Asset	Description	Date In Service	Cost	Tax	AMT
739	Game table for game room	3/19/16	795	113	0
740	Beer tap supplies	3/25/16	392	56	0
741	Storage room shelving	3/29/16	835	119	0
742	2 TVs for Taylor location	3/30/16	1,000	143	0
743	Speakers Taylor location	3/31/16	398	56	0
744	Lighting fixtures Taylor location	4/11/16	1,020	146	0
745	Misc furniture - Amazon	3/30/16	1,735	247	0
746	Furniture from City Home	3/08/16	1,784	255	0
747	Lumber for desks	3/03/16	194	28	0
748	TV mount for door display	4/06/16	170	25	0
749	Smith CF1 - furniture	3/22/16	42,268	6,038	0
750	2 tall chairs for JSW office	3/30/16	568	81	0
751	SRM Architecture	5/31/16	9,284	1,326	0
752	Geezer Gallery light and sculpture	3/23/16	14,522	2,074	0
753	Brokers fees	1/29/16	30,080	3,008	0
754	Painting for sublease - 3rd floor	3/01/16	7,000	700	0
755	Suite 200 improvements for sublease	12/19/16	3,638	364	0
756	Streambank application development	6/01/16	68,000	0	0
757	Joe W. Computer	1/06/17	3,300	1,100	0
758	Kaola and Karin computers	2/24/17	1,198	399	0
759	Dave Atchison computer	3/31/17	832	277	0
760	Restoration Boat	5/31/17	12,600	1,260	0
761	Sharon Petras computer	8/06/17	995	332	0
762	Boat Motor	8/18/17	6,999	700	0
763	Monitoring Equipment	8/03/17	7,009	2,337	0
764	Computer - Idaho Staff	8/06/17	1,054	352	0
765	Streambank application development	6/01/17	110,474	0	0
	Total Other Depreciation		<u>2,040,179</u>	<u>194,919</u>	<u>0</u>
	Total ACRS and Other Depreciation		<u>2,040,179</u>	<u>194,919</u>	<u>0</u>
	Grand Totals		<u>2,108,544</u>	<u>195,362</u>	<u>0</u>

Asset	Description	Date In Service	Cost	OR
Prior MACRS:				
556	Improvements to Yamhill	3/01/06	7,500	443
571	Lockers	10/16/08	475	0
572	Refrigerator	3/04/08	299	0
583	Refrigerator, 2nd floor	9/17/08	339	0
596	Telemetry Equipment - Indian Ford	10/01/08	1,524	0
598	Telemetry Equipment&Serv - Calapooia River	10/01/08	3,238	0
600	Telemetry Equip&Serv - Indian Ford	10/01/08	507	0
601	Water Level Logger w/temp option	10/01/08	463	0
603	2 LT Levelogger Gold and 1 Comm Package	10/01/08	1,067	0
604	2 LT Barologger Gold purch from Solinst	10/01/08	731	0
605	2 SonTec Deluxe Rod 4ft & Flow Track Hand Hel	10/01/08	12,851	0
606	Telemetry Equipment & Serv- John Day	10/01/08	2,354	0
611	Solar Panels, Antennas & Transducer: Sutron	10/01/08	1,270	0
612	Radio receivers/Fish Transmitters & cables	10/01/08	29,160	0
613	Office Buildout	10/20/09	6,587	439
			<u>68,365</u>	<u>882</u>

Other Depreciation:

578	Raiser's Edge Software	7/16/08	2,052	0
615	2nd Floor Office Buildout	6/30/10	2,512	167
616	ESRI software (GIS)	1/28/11	2,200	0
617	Aquarius Workstation license	4/15/11	2,000	0
618	Rating Curve Value Pack	4/15/11	3,000	0
619	New Telephones	10/05/11	3,371	361
620	ArcView Software	12/18/11	2,300	0
622	3 Computer Monitors	7/14/11	294	0
623	2 Lenovo Laptops G575	8/26/11	600	0
624	4 Lenovo Laptops G575	8/24/11	1,200	0
626	20" LCD Monitor	12/08/11	90	0
627	Metroline phones	2/28/12	623	0
628	Laptops (4)	3/14/12	1,480	0
629	PPI rent to own data collector/station	3/29/12	1,434	0
630	PPI rent to own data collector/station	4/27/12	1,400	0
631	4 G570 Pentium Laptops	5/14/12	1,320	0
632	PPI rent to own data collector/station	6/28/12	1,166	0
633	Data collector	6/29/12	2,599	0
634	ArcGIS Online Level 1	8/03/12	1,250	0
635	laptop for Wiggington	10/15/12	370	0
636	laptop 2nd floor conference room	11/06/12	270	0
637	ArcGIS Online Level 1	11/17/12	1,140	0
638	Second floor cubicles	4/25/12	19,135	0
639	third floor office window addition	8/12/12	1,014	0
640	computers, software	3/29/12	2,530	0
641	Aquarius Server Client Access License	5/23/12	1,500	0
642	Aquarius Hydrometric Workstation	5/23/12	1,250	0
643	Aquarius Server Client Access License	5/23/12	2,500	0
644	Television for conference room	6/22/12	1,100	0
646	Office furniture	5/17/13	2,135	305
647	Desks and cabinets (7)	5/31/13	2,080	297
648	Used conference table and chairs	6/06/13	800	114
650	2 GPS units	2/25/13	5,950	0
651	iPad for sales department	2/26/13	730	0
652	ArcPad 10 software	2/26/13	1,260	0
653	Pavilion lap top	3/14/13	430	0
657	Dell computer	6/20/13	750	0
658	3 conference room phones	6/20/13	1,662	0
659	60" tv east office	7/10/13	800	0
660	Computer - east office	7/10/13	490	0
661	server equipment	9/01/13	6,503	0
662	Computer - Eugene	8/13/13	450	0
663	Computer - monitoring department	8/14/13	500	0
664	Computers	9/30/13	1,042	0
665	lap tops Scott and Danielle	10/05/13	900	0
667	Dell computer	11/06/13	780	0

Asset	Description	Date In Service	Cost	OR
668	computer	11/06/13	837	0
669	computer	11/07/13	779	0
670	ArcGIS	12/19/13	2,250	0
671	fiber optic cable	6/03/13	2,580	0
672	artwork	1/30/14	1,200	172
673	Hardware warranty extension	1/16/14	650	130
674	Dell computer	1/31/14	1,647	330
675	Dell computer	1/31/14	619	124
676	iPad - Streambank	2/05/14	729	0
677	10 Monitors, 1 APC backup	2/11/14	1,600	320
678	10 laptops (replacement for theft)	2/19/14	5,738	1,148
679	Dell Computer	2/20/14	710	142
680	Camera and memory card (Denis)	2/27/14	654	131
681	iPad Streambank	3/08/14	599	0
682	iPad Streambank	3/17/14	599	0
683	Dell computer	4/12/14	779	156
684	Dell computer	4/12/14	2,945	589
685	TV monitor, 5 computer monitors	4/16/14	1,870	374
686	iPad Streambank	5/03/14	587	0
687	iPad Streambank	5/03/14	587	0
688	4 Computers for Flow Department	5/23/14	3,116	623
689	iPad Monitoring Rogue	7/11/14	587	0
690	MS Office 2013 and MS Exchange server softwar	8/05/14	1,596	0
691	Microsoft store computer Alan	10/08/14	1,736	348
692	ArcGIS Online Level 1	10/30/14	1,250	0
693	ArcGIS license and admin fee	10/30/14	1,000	0
694	Streambank Software	1/01/14	0	0
695	bike racks	1/30/15	262	38
696	wire shelving	2/11/15	605	87
697	Boise office furniture	2/24/15	5,830	833
698	partitions Ashland office	9/09/15	5,935	848
699	Primozech computer	1/14/15	1,618	0
700	Dell computer for Aaron	2/10/15	468	13
701	phones for Boise office	3/24/15	1,334	191
702	backup laptop	3/25/15	499	42
703	Haley computer	3/25/15	549	46
704	Boise office photos	3/25/15	824	118
705	Website redevelopment costs	11/24/15	53,262	14,795
706	Boise conf room computer and tv	4/11/15	1,000	83
707	GoPro camera and accessories	4/28/15	555	62
708	2012 Chevy Traverse	5/08/15	19,425	3,885
709	Computer	6/19/15	920	153
710	Subaru Forester	7/06/15	15,362	3,072
711	Laptops for Kate and Jacquelyn	7/16/15	1,198	233
712	Laptop for Meg	7/21/15	549	107
713	Laptops	8/19/15	1,587	353
714	Desktop computer	8/27/15	579	129
715	Elliot desktop	9/30/15	699	175
716	Primozech iphone	11/10/15	784	218
717	Joe Whitworth Surface tablet	11/30/15	1,149	351
718	Art for 700 SW Taylor	12/08/15	496	71
719	Office furniture 700 SW Taylor	12/15/15	2,136	305
720	TV for 700 SW Taylor	12/15/15	2,500	764
721	Smith CFI furniture	12/18/15	23,801	3,400
722	Office design 700 SW Taylor	10/31/15	51,522	5,152
723	Vintage furniture 700 SW Taylor	12/23/15	4,900	700
724	Office TimeSheet Software	2/25/15	2,885	80
725	Aquarius hydrometric workstation	5/20/15	2,250	312
726	Desktop Brian	4/13/15	871	72
727	StreamBank monitoring application	6/01/15	83,820	0
728	Path Construction	12/01/15	108,762	10,876
729	Office chair - Sacramento	1/28/16	796	114
730	Long Live the Pacific Coho banner	11/23/16	800	114
731	Cell phone - JSW	1/27/16	598	199
732	Microsoft 43	3/26/16	1,729	576
733	Sacramento office computer for Erik	4/14/16	1,359	453
734	2 field monitoring ipads	6/08/16	1,198	400
735	Office construction, net	5/26/16	151,922	15,193
736	B&H photo	1/13/16	1,024	146
737	Furniture from Rejuvenation	1/27/16	1,760	251
738	TV Mount - Boise office	3/15/16	300	42

<u>Asset</u>	<u>Description</u>	<u>Date In Service</u>	<u>Cost</u>	<u>OR</u>
739	Game table for game room	3/19/16	795	113
740	Beer tap supplies	3/25/16	392	56
741	Storage room shelving	3/29/16	835	119
742	2 TVs for Taylor location	3/30/16	1,000	143
743	Speakers Taylor location	3/31/16	398	56
744	Lighting fixtures Taylor location	4/11/16	1,020	146
745	Misc furniture - Amazon	3/30/16	1,735	247
746	Furniture from City Home	3/08/16	1,784	255
747	Lumber for desks	3/03/16	194	28
748	TV mount for door display	4/06/16	170	25
749	Smith CF1 - furniture	3/22/16	42,268	6,038
750	2 tall chairs for JSW office	3/30/16	568	81
751	SRM Architecture	5/31/16	9,284	1,326
752	Geezer Gallery light and sculpture	3/23/16	14,522	2,074
753	Brokers fees	1/29/16	30,080	3,008
754	Painting for sublease - 3rd floor	3/01/16	7,000	700
755	Suite 200 improvements for sublease	12/19/16	3,638	364
756	Streambank application development	6/01/16	68,000	0
757	Joe W. Computer	1/06/17	3,300	1,100
758	Kaola and Karin computers	2/24/17	1,198	399
759	Dave Atchison computer	3/31/17	832	277
760	Restoration Boat	5/31/17	12,600	1,260
761	Sharon Petras computer	8/06/17	995	332
762	Boat Motor	8/18/17	6,999	700
763	Monitoring Equipment	8/03/17	7,009	2,337
764	Computer - Idaho Staff	8/06/17	1,054	352
765	Streambank application development	6/01/17	110,474	0
	Total Other Depreciation		<u>1,014,772</u>	<u>92,419</u>
	Total ACRS and Other Depreciation		<u>1,014,772</u>	<u>92,419</u>
	Grand Totals		<u>1,083,137</u>	<u>93,301</u>

Asset	Description	Date In Service	Cost	CA
Prior MACRS:				
556	Improvements to Yamhill	3/01/06	7,500	443
571	Lockers	10/16/08	475	0
572	Refrigerator	3/04/08	299	0
583	Refrigerator, 2nd floor	9/17/08	339	0
596	Telemetry Equipment - Indian Ford	10/01/08	1,524	0
598	Telemetry Equipment&Serv - Calapooia River	10/01/08	3,238	0
600	Telemetry Equip&Serv - Indian Ford	10/01/08	507	0
601	Water Level Logger w/temp option	10/01/08	463	0
603	2 LT Levelogger Gold and 1 Comm Package	10/01/08	1,067	0
604	2 LT Barologger Gold purch from Solinst	10/01/08	731	0
605	2 SonTec Deluxe Rod 4ft & Flow Track Hand Hel	10/01/08	12,851	0
606	Telemetry Equipment & Serv- John Day	10/01/08	2,354	0
611	Solar Panels, Antennas & Transducer: Sutron	10/01/08	1,270	0
612	Radio receivers/Fish Transmitters & cables	10/01/08	29,160	0
613	Office Buildout	10/20/09	6,587	439
			<u>68,365</u>	<u>882</u>

Other Depreciation:

578	Raiser's Edge Software	7/16/08	2,052	0
615	2nd Floor Office Buildout	6/30/10	2,512	167
616	ESRI software (GIS)	1/28/11	2,200	0
617	Aquarius Workstation license	4/15/11	2,000	0
618	Rating Curve Value Pack	4/15/11	3,000	0
619	New Telephones	10/05/11	3,371	361
620	ArcView Software	12/18/11	2,300	0
622	3 Computer Monitors	7/14/11	294	0
623	2 Lenovo Laptops G575	8/26/11	600	0
624	4 Lenovo Laptops G575	8/24/11	1,200	0
626	20" LCD Monitor	12/08/11	90	0
627	Metroline phones	2/28/12	623	0
628	Laptops (4)	3/14/12	1,480	0
629	PPI rent to own data collector/station	3/29/12	1,434	0
630	PPI rent to own data collector/station	4/27/12	1,400	0
631	4 G570 Pentium Laptops	5/14/12	1,320	0
632	PPI rent to own data collector/station	6/28/12	1,166	0
633	Data collector	6/29/12	2,599	0
634	ArcGIS Online Level 1	8/03/12	1,250	0
635	laptop for Wiggington	10/15/12	370	0
636	laptop 2nd floor conference room	11/06/12	270	0
637	ArcGIS Online Level 1	11/17/12	1,140	0
638	Second floor cubicles	4/25/12	19,135	0
639	third floor office window addition	8/12/12	1,014	0
640	computers, software	3/29/12	2,530	0
641	Aquarius Server Client Access License	5/23/12	1,500	0
642	Aquarius Hydrometric Workstation	5/23/12	1,250	0
643	Aquarius Server Client Access License	5/23/12	2,500	0
644	Television for conference room	6/22/12	1,100	0
646	Office furniture	5/17/13	2,135	305
647	Desks and cabinets (7)	5/31/13	2,080	297
648	Used conference table and chairs	6/06/13	800	114
650	2 GPS units	2/25/13	5,950	0
651	iPad for sales department	2/26/13	730	0
652	ArcPad 10 software	2/26/13	1,260	0
653	Pavilion lap top	3/14/13	430	0
657	Dell computer	6/20/13	750	0
658	3 conference room phones	6/20/13	1,662	0
659	60" tv east office	7/10/13	800	0
660	Computer - east office	7/10/13	490	0
661	server equipment	9/01/13	6,503	0
662	Computer - Eugene	8/13/13	450	0
663	Computer - monitoring department	8/14/13	500	0
664	Computers	9/30/13	1,042	0
665	lap tops Scott and Danielle	10/05/13	900	0
667	Dell computer	11/06/13	780	0

Asset	Description	Date In Service	Cost	CA
668	computer	11/06/13	837	0
669	computer	11/07/13	779	0
670	ArcGIS	12/19/13	2,250	0
671	fiber optic cable	6/03/13	2,580	0
672	artwork	1/30/14	1,200	172
673	Hardware warranty extension	1/16/14	650	130
674	Dell computer	1/31/14	1,647	330
675	Dell computer	1/31/14	619	124
676	iPad - Streambank	2/05/14	729	0
677	10 Monitors, 1 APC backup	2/11/14	1,600	320
678	10 laptops (replacement for theft)	2/19/14	5,738	1,148
679	Dell Computer	2/20/14	710	142
680	Camera and memory card (Denis)	2/27/14	654	131
681	iPad Streambank	3/08/14	599	0
682	iPad Streambank	3/17/14	599	0
683	Dell computer	4/12/14	779	156
684	Dell computer	4/12/14	2,945	589
685	TV monitor, 5 computer monitors	4/16/14	1,870	374
686	iPad Streambank	5/03/14	587	0
687	iPad Streambank	5/03/14	587	0
688	4 Computers for Flow Department	5/23/14	3,116	623
689	iPad Monitoring Rogue	7/11/14	587	0
690	MS Office 2013 and MS Exchange server softwar	8/05/14	1,596	0
691	Microsoft store computer Alan	10/08/14	1,736	348
692	ArcGIS Online Level 1	10/30/14	1,250	0
693	ArcGIS license and admin fee	10/30/14	1,000	0
694	Streambank Software	1/01/14	1,025,407	102,541
695	bike racks	1/30/15	262	38
696	wire shelving	2/11/15	605	87
697	Boise office furniture	2/24/15	5,830	833
698	partitions Ashland office	9/09/15	5,935	848
699	Primozech computer	1/14/15	1,618	0
700	Dell computer for Aaron	2/10/15	468	13
701	phones for Boise office	3/24/15	1,334	191
702	backup laptop	3/25/15	499	42
703	Haley computer	3/25/15	549	46
704	Boise office photos	3/25/15	824	118
705	Website redevelopment costs	11/24/15	53,262	16,275
706	Boise conf room computer and tv	4/11/15	1,000	83
707	GoPro camera and accessories	4/28/15	555	62
708	2012 Chevy Traverse	5/08/15	19,425	3,885
709	Computer	6/19/15	920	153
710	Subaru Forester	7/06/15	15,362	3,072
711	Laptops for Kate and Jacquelyn	7/16/15	1,198	233
712	Laptop for Meg	7/21/15	549	107
713	Laptops	8/19/15	1,587	353
714	Desktop computer	8/27/15	579	129
715	Elliot desktop	9/30/15	699	175
716	Primozech iphone	11/10/15	784	218
717	Joe Whitworth Surface tablet	11/30/15	1,149	351
718	Art for 700 SW Taylor	12/08/15	496	71
719	Office furniture 700 SW Taylor	12/15/15	2,136	305
720	TV for 700 SW Taylor	12/15/15	2,500	764
721	Smith CFI furniture	12/18/15	23,801	3,400
722	Office design 700 SW Taylor	10/31/15	51,522	5,152
723	Vintage furniture 700 SW Taylor	12/23/15	4,900	700
724	Office TimeSheet Software	2/25/15	2,885	160
725	Aquarius hydrometric workstation	5/20/15	2,250	312
726	Desktop Brian	4/13/15	871	72
727	StreamBank monitoring application	6/01/15	83,820	0
728	Path Construction	12/01/15	108,762	10,876
729	Office chair - Sacramento	1/28/16	796	114
730	Long Live the Pacific Coho banner	11/23/16	800	114
731	Cell phone - JSW	1/27/16	598	199
732	Microsoft 43	3/26/16	1,729	576
733	Sacramento office computer for Erik	4/14/16	1,359	453
734	2 field monitoring ipads	6/08/16	1,198	400
735	Office construction, net	5/26/16	151,922	15,193
736	B&H photo	1/13/16	1,024	146
737	Furniture from Rejuvenation	1/27/16	1,760	251
738	TV Mount - Boise office	3/15/16	300	42

Asset	Description	Date In Service	Cost	CA
739	Game table for game room	3/19/16	795	113
740	Beer tap supplies	3/25/16	392	56
741	Storage room shelving	3/29/16	835	119
742	2 TVs for Taylor location	3/30/16	1,000	143
743	Speakers Taylor location	3/31/16	398	56
744	Lighting fixtures Taylor location	4/11/16	1,020	146
745	Misc furniture - Amazon	3/30/16	1,735	247
746	Furniture from City Home	3/08/16	1,784	255
747	Lumber for desks	3/03/16	194	28
748	TV mount for door display	4/06/16	170	25
749	Smith CF1 - furniture	3/22/16	42,268	6,038
750	2 tall chairs for JSW office	3/30/16	568	81
751	SRM Architecture	5/31/16	9,284	1,326
752	Geezer Gallery light and sculpture	3/23/16	14,522	2,074
753	Brokers fees	1/29/16	30,080	3,008
754	Painting for sublease - 3rd floor	3/01/16	7,000	700
755	Suite 200 improvements for sublease	12/19/16	3,638	364
756	Streambank application development	6/01/16	68,000	0
757	Joe W. Computer	1/06/17	3,300	1,100
758	Kaola and Karin computers	2/24/17	1,198	399
759	Dave Atchison computer	3/31/17	832	277
760	Restoration Boat	5/31/17	12,600	1,260
761	Sharon Petras computer	8/06/17	995	332
762	Boat Motor	8/18/17	6,999	700
763	Monitoring Equipment	8/03/17	7,009	2,337
764	Computer - Idaho Staff	8/06/17	1,054	352
765	Streambank application development	6/01/17	110,474	0
	Total Other Depreciation		<u>2,040,179</u>	<u>196,520</u>
	Total ACRS and Other Depreciation		<u>2,040,179</u>	<u>196,520</u>
	Grand Totals		<u>2,108,544</u>	<u>197,402</u>

Form **990****Two Year Comparison Report****2016 & 2017**

For calendar year 2017, or tax year beginning

, ending

Name

Taxpayer Identification Number

The Freshwater Trust**** - *** 3521**

		2016	2017	Differences
Revenue	1. Contributions, gifts, grants	1,516,404	2,529,136	1,012,732
	2. Membership dues and assessments			
	3. Government contributions and grants	3,806,270	3,109,616	-696,654
	4. Program service revenue	2,906,617	2,394,425	-512,192
	5. Investment income	3,058	279	-2,779
	6. Proceeds from tax exempt bonds			
	7. Net gain or (loss) from sale of assets other than inventory	1,027	1,326	299
	8. Net income or (loss) from fundraising events	58,110	127,338	69,228
	9. Net income or (loss) from gaming			
	10. Net gain or (loss) on sales of inventory			
	11. Other revenue	12,598	445	-12,153
	12. Total revenue. Add lines 1 through 11	8,304,084	8,162,565	-141,519
Expenses	13. Grants and similar amounts paid			
	14. Benefits paid to or for members			
	15. Compensation of officers, directors, trustees, etc.	193,967	217,286	23,319
	16. Salaries, other compensation, and employee benefits	3,470,117	3,262,890	-207,227
	17. Professional fundraising fees			
	18. Other professional fees	124,115	69,464	-54,651
	19. Occupancy, rent, utilities, and maintenance	345,514	362,668	17,154
	20. Depreciation and Depletion	197,359	202,384	5,025
	21. Other expenses	4,419,947	4,881,422	461,475
	22. Total expenses. Add lines 13 through 21	8,751,019	8,996,114	245,095
	23. Excess or (Deficit). Subtract line 22 from line 12	-446,935	-833,549	-386,614
Other Information	24. Total exempt revenue	8,304,084	8,162,565	-141,519
	25. Total unrelated revenue			
	26. Total excludable revenue	2,923,300	2,396,475	-526,825
	27. Total assets	5,760,803	4,529,835	-1,230,968
	28. Total liabilities	4,411,064	6,320,952	1,909,888
	29. Retained earnings	1,349,739	-1,791,117	-3,140,856
	30. Number of voting members of governing body	19	20	
	31. Number of independent voting members of governing body	18	19	
	32. Number of employees	55	58	
	33. Number of volunteers	45	45	

Form **990**

Tax Return History

2017

Name

The Freshwater Trust

Employer Identification Number

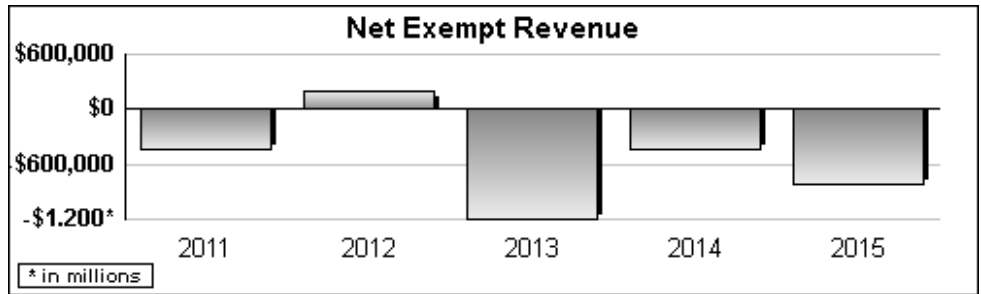
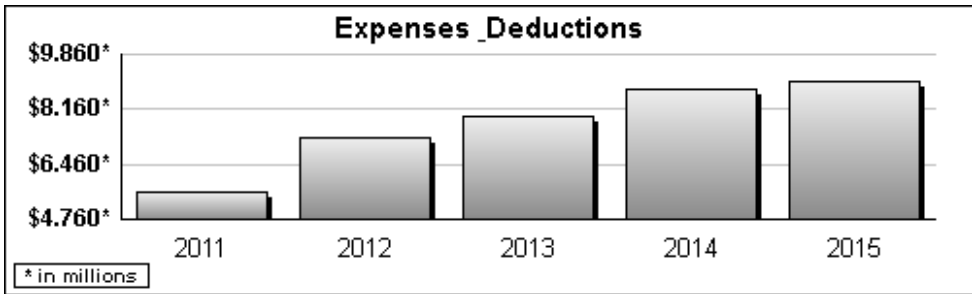
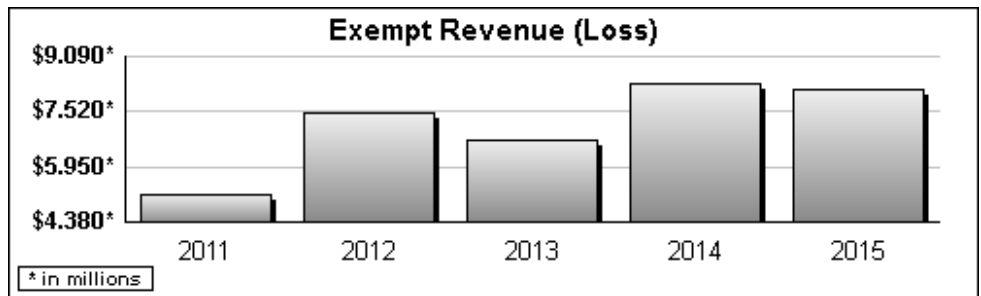
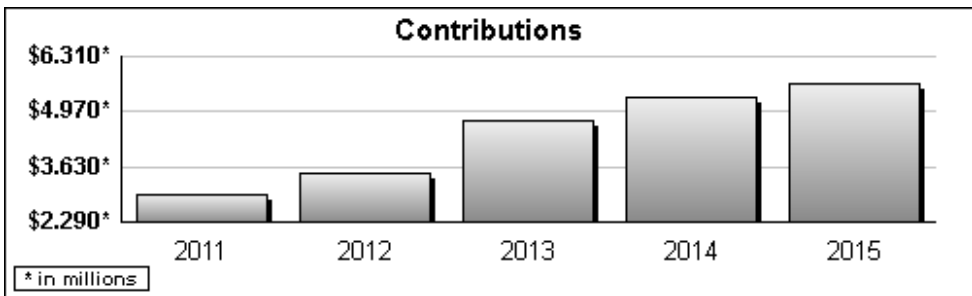
**** - ***3521**

	2013	2014	2015	2016	2017	2018
Contributions, gifts, grants	2,967,403	3,475,953	4,730,207	5,322,674	5,638,752	
Membership dues						
Program service revenue	2,113,782	4,035,529	1,909,391	2,906,617	2,394,425	
Capital gain or loss	3,879	6,752	413	1,027	1,326	
Investment income	892	440	7,098	3,058	279	
Fundraising revenue (income/loss)	80,232	-53,273	56,749	58,110	127,338	
Gaming revenue (income/loss)						
Other revenue		643	1,009	12,598	445	
Total revenue	5,166,188	7,466,044	6,704,867	8,304,084	8,162,565	
Grants and similar amounts paid						
Benefits paid to or for members						
Compensation of officers, etc.	199,075	197,970	193,623	193,967	217,286	
Other compensation	2,674,262	3,106,515	3,532,932	3,470,117	3,262,890	
Professional fees	266,047	80,972	156,683	124,115	69,464	
Occupancy costs	168,432	203,472	236,184	345,514	362,668	
Depreciation and depletion	38,580	132,124	142,926	197,359	202,384	
Other expenses	2,265,200	3,562,110	3,648,985	4,419,947	4,881,422	
Total expenses	5,611,596	7,283,163	7,911,333	8,751,019	8,996,114	
Excess or (Deficit)	-445,408	182,881	-1,206,466	-446,935	-833,549	
Total exempt revenue	5,166,188	7,466,044	6,704,867	8,304,084	8,162,565	
Total unrelated revenue						
Total excludable revenue	2,118,553	4,043,364	1,917,911	2,923,300	2,396,475	
Total Assets	5,213,390	7,423,531	6,250,117	5,760,803	4,529,835	
Total Liabilities	2,439,049	4,423,738	4,459,584	4,411,064	6,320,952	
Net Fund Balances	2,774,341	2,999,793	1,790,533	1,349,739	-1,791,117	

Form 990T	Tax Return History	2017
------------------	---------------------------	-------------

Name The Freshwater Trust	Employer Identification Number ** - ***3521
-------------------------------------	---

	2013	2014	2015	2016	2017	2018
Business activity profit/loss						
Capital gains/losses						
Partner and S Corp gain/loss						
Rental income*						
Debt-financed income*						
Controlled organizations income/interest*						
Investment income, specific organizations*						
Exploited exempt activity income*						
Other income						
Total trade or business income.						
Compensation of officers, ect.						
Other salaries and wages						
Repairs and maintenance						
Bad debts						
Interest						
Taxes and licenses						
Charitable contributions						
Depreciation and Depletion						
Deferred compensation plans						
Employee benefit programs						


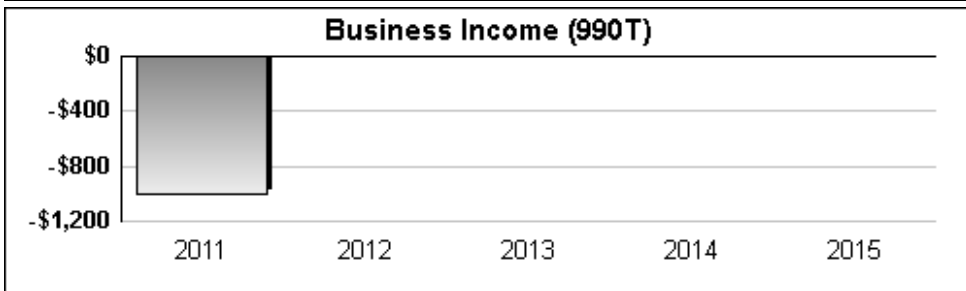
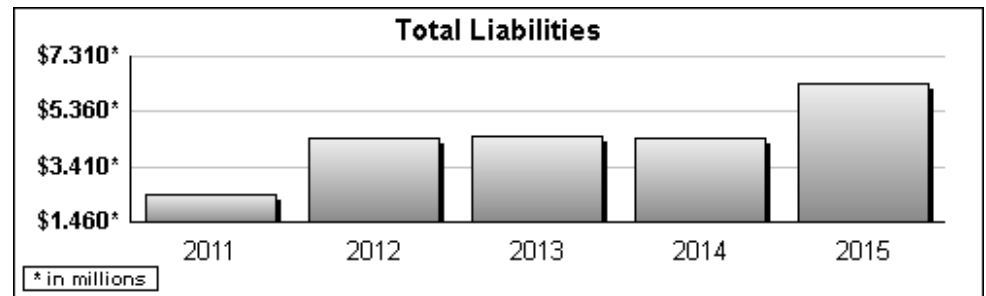
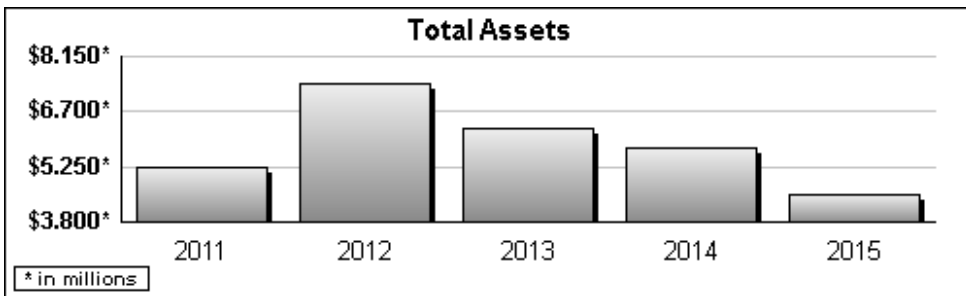


Form 990T	Tax Return History	2017
------------------	---------------------------	-------------

Name The Freshwater Trust	Employer Identification Number ** - ***3521
-------------------------------------	---

	2013	2014	2015	2016	2017	2018
Other deductions						
Net operating loss deduction						
Specific deduction	1,000					
Income after expense and deductions	-1,000					
Income tax (corporate or trust)						
Other taxes						
Total taxes						
General business credit						
Other credits						
Net tax after credits						
Estimated tax payments						
Other payments						
Balance due/Overpayment						

* Income shown net of expenses



Federal Statements

Taxable Dividends from Securities

<u>Description</u>	<u>Amount</u>	<u>Unrelated Business Code</u>	<u>Exclusion Code</u>	<u>Postal Code</u>	<u>Acquired after 6/30/75</u>	<u>US Obs (\$ or %)</u>
Investment income	\$ 279		14	OR		
Total	<u>\$ 279</u>					

Federal Statements**Form 990, Part IX, Line 11g - Other Fees for Service (Non-employee)**

Description	Total Expenses	Program Service	Management & General	Fund Raising
General consultants	\$ 24,448	\$	\$ 17,608	\$ 6,840
Total	\$ 24,448	\$ 0	\$ 17,608	\$ 6,840

Form 990, Part IX, Line 24e - All Other Expenses

Description	Total Expenses	Program Service	Management & General	Fund Raising
Meals and entertainment	\$ 28,125	\$ 9,087	\$ 5,471	\$ 13,567
Telephone	22,311	6,901	15,410	
Dues and subscriptions	10,739	2,251	2,381	6,107
Licenses, taxes, fees	9,225	7,849	1,376	
Bank service charges	5,723	66	3,454	2,203
Depreciation difference rounding	2	1	2	-1
Total	\$ 76,125	\$ 26,155	\$ 28,094	\$ 21,876

Federal Statements

Schedule A, Part II, Line 1(e)

Description	Amount
Membership dues	\$
Federal, state, local	425,280
Foundation, corporate, individual	643,568
Bureau of Land Management	
Cash Contribution	116,650
Confederated Tribes Warm Springs	
Cash Contribution	117,816
Oregon Watershed Enhancement Board	
Cash Contribution	141,442
Oregon Water Resources Department	
Cash Contribution	1,492,502
Bureau of Reclamation	
Cash Contribution	1,247,861
Bella Vista Foundation	
Cash Contribution	135,000
Columbia Basin Water Program	
Cash Contribution	1,178,383
Auction	
Cash Contribution	140,250
Total	<u>\$ 5,638,752</u>

Federal Statements

Schedule A, Part II, Line 5 - Excess Gifts

<u>Donor Name</u>	<u>Total</u>	<u>Excess</u>
John and Carolynn Loaker	\$ <u>601,618</u>	\$ <u> </u>
Total	\$ <u><u>601,618</u></u>	\$ <u><u> 0</u></u>

Federal Statements**Schedule A, Part II, Line 8(e)**

Description	Amount
Investment income	\$ 279
Total	\$ 279

Schedule A, Part II, Line 12 - Current year

Description	Amount
Program service revenue	\$ 2,394,425
Sales and other revenues	445
Auction	35,567
Golf Tournament	344,500
Other	900
Total	\$ 2,775,837